



PHS Philadelphia Flower Show.

Exhibitor's — Guide —

March 2 – 10, 2024
PA Convention Center

Purchase Tickets at PHSONline.org

Exclusive Sponsors

BANK OF AMERICA



Independence

Proceeds of the Show help the Pennsylvania Horticultural Society build a healthier region.

2024 PHS Philadelphia Flower Show

March 2-10

Pennsylvania Convention Center
12th & Arch Streets, Philadelphia, PA

PROGRAMS AND WORKSHOPS FOR EXHIBITORS AND PROSPECTIVE EXHIBITORS

Schedule as of press time. Check the PHS website for changes (PHSonline.org.)

See individual sections for more details, including how to register.

Date	Program/Workshop	Cost	Location
Sat., Sept. 30 10 am – 11 am	Horticulture Program: Optimize Growing Your Challenge Plant Challenge Plant Distribution: 11 am – 12:30 pm See page 53 for details.	Workshop: free Challenge plants (each, includes tax): \$8 PHS members \$10 non-members	PHS - Town Hall (first floor) 100 N. 20 th St, Philadelphia, PA 19103
Sat., Oct. 7 10 am – 12 pm	Pressed Plants Workshop: Hands on, materials provided. See page 19 for details.	\$10 members \$15 non-members	PHS - Town Hall
Sat., Oct. 21 10 am – 12 pm	Horticulture Program: How to Master the Hort Entry Process See page 53 for details.	Free	PHS - Town Hall
Sat., Nov. 4 10 am – 12 pm	Arrangement Program: From Inspiration to Achievement Award-winning designer Jane Godshalk will explore the hows and whys of entering the Philadelphia Flower Show from idea to execution and will show that entering an artistic design is both attainable and fun. See page 15 for details.	\$10 members \$15 non-members	PHS - Town Hall
Sat., Nov. 18 10 am – 12 pm	Pressed Plant Workshop: Hands on, materials provided. Same program as Oct. 7. See page 19 for details.	\$10 members \$15 non-members	PHS - Town Hall
Sat., Dec. 2 10 am – 12 pm	Botanical Arts/Jewelry Program: Putting the FUN in Fundamentals See page 19 for details.	Free	PHS - Town Hall
Sat., Jan. 6 10 am – 12 pm	Arrangement Workshop: The Ins + Outs —Everything you need to know when entering an arrangement in the 2024 Show. See page 15 for details.	Free	PHS - Town Hall
Sat., Jan. 13 10 am – 12 pm	Arrangement Workshop: Design 2024 —Take a deeper dive into this year's unique floral design classes. See page 15 for details.	Free	PHS - Town Hall
Sat., Jan 20 10 am – 12 pm	Arrangement Workshop Snow makeup date.	Free	PHS - Town Hall
Sat., Jan. 13 1 pm – 3 pm	Horticulture Program: Plant Grooming 101 See page 53 for details.	Free	PHS - Town Hall

CONTENTS

Arbors (Design Class).....	26
Arrangement Classes.....	9
Awards.....	57
Botanical Arts (formerly Jewelry).....	20
Challenge Classes.....	14, 20, 50
Competitive Classes Committee.....	3
Design Classes.....	25
Flower Show Rules and Information (General Rules).....	6
Flower Show Staff.....	2
Front Stoops (Design Class).....	26
Garden Gates (Novice Design Class).....	26
Garden Rooms (Design Class).....	25
Horticulture and Orchids.....	27
Miniature Settings (Design Class).....	26
Novice Classes.....	14, 16, 26, 38, 39, 41, 43, 44, 47, 54, 55
Photography.....	22
Pressed Plant Material.....	16
Store Windows (Design Class).....	25
Tablescapes (Design Class).....	25
Workshops and Programs	
Arrangements.....	15
Botanical Arts.....	19
Horticulture.....	53
Pressed Plant.....	19
Youth/Student Classes.....	16, 20, 38, 44, 55

Please note: The information in this *Exhibitor's Guide* was accurate at press time. However, some changes may have been made since then—for example, classes may have been dropped or divided, committee members may have been added, or contact information may have changed. Please see the online *Guide* for the most up-to-date information: phsonline.org/the-flower-show/participate/exhibit/plant-entries.

In case of severe weather conditions, please check the PHS website and PHS social media for any changes to Show hours.

CALLING ALL TEACHERS AND YOUTH-GROUP LEADERS

Are you planning to have your students enter the 2024 PHS Philadelphia Flower Show?

New for 2024—School and Youth Exhibitor Liaisons will offer assistance for schools and youth organizations that want to participate in the Show.

The liaisons can advise you on a variety of topics, including the most effective way to submit your entries. Later, they can guide you through the logistics of preparing entry cards, taking plants to the Show, obtaining credentials for students and chaperones, scheduling bus trips, re-entering and removing entries, and the like.

Please contact compclasses@pennhort.org as soon as possible, well in advance of the December 1 deadline for Horticulture classes entries. We will then forward your information to the liaisons for follow-up.

The 2024 PHS Philadelphia Flower Show / The Pennsylvania Horticultural Society (PHS)
100 N. 20th Street, Philadelphia, PA 19103-1495
215-988-8800
PHS website: PHSONline.org
PHS Philadelphia Flower Show website: PHSONline.org/the-flower-show

2024 PHS PHILADELPHIA FLOWER SHOW COMMITTEE

Helen Horstmann, Chair
Matt Rader, President

FLOWER SHOW STAFF

Executive Vice President and Chief Financial Officer.....	Tamela Vieira
Vice President, Horticulture.....	Andrew Bunting
Creative Director and Vice President of the Philadelphia Flower Show.....	Seth Pearsoll
Director, Experiences and Engagement.....	Rebecca Schuchart
Manager, Experiences and Engagement.....	Emily O'Malley
Events Specialist.....	Paige Danilak
Director, Operations, Production, and Competitive Classes.....	Nick Gerace
Project Manager.....	Michelle Dean
Manager, Exhibitions and Production.....	Hannah Mullen
Designer.....	Laura Butera
Manager, Marketplace Operations.....	Meredith Colberg
Interim Manager, Competitive Classes.....	Gabrielle Baugh
Data Specialist.....	Elsa Efran
Specialist.....	April Else
Manager, Volunteers.....	Rachel Cieri
Volunteer Specialist.....	Samantha Mulvihill

PHS Phone..... 215-988-8800

For volunteer information, go to phsonline.org/the-flower-show/participate/volunteer or contact volunteer@pennhort.org

For general Competitive Classes information, contact compclasses@pennhort.org

For Artistic Classes information and updates, go to phsonline.org/the-flower-show/participate/exhibit/artistic-classes

For Design Classes information and updates, go to phsonline.org/the-flower-show/participate/exhibit/plant-entries

For Horticulture Classes information and updates, go to phsonline.org/the-flower-show/participate/exhibit/plant-entries

PHS Mission

PHS uses horticulture to advance the health and well-being of the Greater Philadelphia region.

Proceeds from the PHS Philadelphia Flower Show benefit the Pennsylvania Horticultural Society's initiatives to make positive social and environmental change.

PRINTED COPIES OF EXHIBITOR'S GUIDE

If you have downloaded this *Exhibitor's Guide* and wish to receive a printed copy, please send your name and address (print clearly, please) to *Exhibitor's Guide*, Shows Department, The Pennsylvania Horticultural Society, 100 N. 20th St., Philadelphia, PA 19103-1495, or email fsguide@pennhort.org. This email address is for **Exhibitor's Guide requests only**, not for general information about the Show.

For general Show information, visit the Flower Show website (PHSONline.org/the-flower-show) or call PHS (215-988-8800).

COMPETITIVE CLASSES COMMITTEE

(as of press time)

Chair.....	Robert Grenfell	302-593-7400	roberthgrenfelljr@gmail.com
Vice Chair	Sarah Makin	610-304-4043	sarahmakin@comcast.net
Assistant	Mary Anne Grenfell	302-593-7399	roberthgrenfelljr@gmail.com

ARRANGEMENT CLASSES

Chair.....	Jennifer Morello Fiss..	609-247-3373	jmorello3@gmail.com
Vice-Chair	Susanne Hay	484-612-2444	susannehay@gmail.com
Assistant	Kelly Caulfield	484-437-1899	kcaulfield17@verizon.net
Advisors			
Advisor-at-Large.....	Anne H. Coste	215-620-1634	silverlakeevents@aol.com
Advisor-at-Large.....	Carol A. Lipson	610-291-9101	carolalipson@gmail.com
Advisor-at-Large.....	Cecelia Millea	856-296-1799	cmillea@msn.com
Miniature Arrangement.....	Sidney B. Spahr.....	484-832-1593	sspahr3523@yahoo.com
Miniature Arrangement.....	Lillian H. Ransom.....	267-269-1835	ladyjudge1218@msn.com
Small Niche.....	Lydia Allen-Berry	215-805-1502	lallenberry@aol.com
Small Niche.....	Leslie Purple	215-519-6259	purple.leslie@gmail.com
Medium Backed Pedestal...	Susan M. Bunkin.....	215-771-4847	susan.bunkin@gmail.com
Medium Backed Pedestal...	Judy Xie.....	415-683-8332	juxie20@gmail.com
Large Backed Pedestal	Stacy Schaffer	609-781-3359	sparrowmind@yahoo.com
Large Backed Pedestal	Patti Kelly	610-299-4849	Pattimaykelly@gmail.com
Small Backed Platform	Susanna Baum	484-437-8706	susybaum@comcast.net
Small Backed Platform	Lorraine S. Moore	215-808-4416	lsmoore510@msn.com
Open Platform	Wilhelmina Jackson ...	267-252-1295	Wilhel4@aol.com
Open Platform.....	Cherie L. Nobil.....	215-699-3635	mgklemon@verizon.net
Galleria	Tami W. Jones.....	609-417-6564	njmobile@aol.com
Galleria	Valerie McLaughlin	484-574-4981	flowergirlworkshop@gmail.com

Workshops

Chair.....	Carol A. Lipson	610-291-9101	carolalipson@gmail.com
Vice Chair	Lorraine S. Moore	215-808-4416	lsmoore510@msn.com

Arrangement Aides

Chair.....	Suzanne Cavanaugh .	215-316-0245	cavanaughssuzanne@yahoo.com
Vice Chair	Helga Fontus	609-306-2347	maisonrose@artlover.com

Artistic Passing

Chair.....	Melissa Bullitt.....	484-995-2411	mebullitt@gmail.com
Vice Chair	Cecelia Millea	856-296-1799	cmillea@msn.com

ARTISTIC CLASSES

Botanical Arts

Chair.....	Lisa Walker.....	215-858-3885	lwwalker3@gmail.com
Vice Chair	Tonya Young	717-870-5721	tonya614@aol.com
Advisor.....	Hollis B. Bauer.....	917-359-2407	hollidollnj@mac.com

Photography

Chair.....	Kate Fahey	610-312-3654	katefahey7@gmail.com
Vice-Chair.....	Elizabeth Harper	315-729-8962	elizabethharper@verizon.net

Pressed Plant Material

Chair.....	Khara Flint	215-783-9507	kharaflint@gmail.com
Vice Chair	Ali Quill	908-902-0751	alisunshein@gmail.com
Advisor.....	Margaret T. Galbiselis	215-896-8980	mgaibiselis@comcast.net
Advisor.....	Rita M. Dennis.....	215-801-4709	ritamdennis@gmail.com

DESIGN CLASSES

Arbor

Chair.....	Carol Perovich.....	610-442-4122	carolperovich@gmail.com
Vice Chair	Mark Pulcini	267-294-5696	markpulcini@hotmail.com

Front Stoop

Chair.....	Joy Chaffin	717-719-9777	joysbdc@gmail.com
Vice Chair	Annmarie Wileczek ...	856-304-7811	Annmarie@easyprotection.com

Garden Gate

Co-Chair	Dawn DiGiovanni.....	610-324-6472	ddigiovann@brynmawr.edu
Co-Chair	Lisa Armstrong.....	215-962-3154	l.joan.armstrong@gmail.com

Garden Room

Chair Nancy Deibert 215-880-8636 flrpwr39@gmail.com
 Vice Chair Dena W. Douglas 610-291-1708 denawdouglas@gmail.com

Miniature Setting

Chair Midge Ingersoll 856-235-1877 Ink5606@gmail.com
 Co-Vice Chair Christine Jackson 610-888-4031 camprich@comcast.net
 Co-Vice Chair Liz Murray 267-687-2648 lizmurray272@gmail.com

Store Window

Chair Bonnie M. Hays 610-656-1081 bonniehays@comcast.net
 Vice Chair Patsy Walls 610-547-5847 patricialeighmw@gmail.com

Tablescape

Chair Carol Simonetti 610-207-8713 moonbeam@ptd.net
 Vice Chair Jacqui Bowman 215-490-8549 jaxbwork@gmail.com

HORTICULTURE CLASSES

Co-Chair Thomas Hawkins 484-680-3716 susmay100@gmail.com
 Co-Chair Brenda S. Krammes... 302-753-4693 Brendakrammes@yahoo.com
 Co-Chair Brooke McInnes 610-348-4533 brookemci@aol.com
 Vice Chair Joseph L. Alvarez 609-675-4489 phytaman@verizon.net
 Advisor Diane Newbury 215-242-5973 newburyde@gmail.com
 Advisor Scheraz Mahushukeen. 610-457-0961 mahscheri@yahoo.com
 Advisor Nancy D. Baxter 267-738-7578 baxboxndb@gmail.com
 Advisor Middy Dorrance 484-432-4236 midtim@comcast.net

Orchid Classes

Chair Robert Thuener 609-922-9934 rkthuener@msn.com
 Vice Chair Barb Schmidt 610-597-3512 jentomsch@hotmail.com
 Advisor MaryAnn Denver 732-539-7723 mdenver6@yahoo.com

Horticulture Aides

Co-Chair Susan Hunsicker 215-206-6139 hunshop@aol.com
 Co-Chair Kate Liba 203-219-4266 trillian72053@yahoo.com
 Vice Chair Maura Fernbacher 267-259-2257 mfernbac@gmail.com
 Vice Chair Janice Thomas 610-730-0639 jcthomas58@icloud.com
 Advisor Mary Ellen Dugan 215-435-6738 medugan@gmail.com
 Advisor Cathy D. McGowan 215-460-5070 thebluebellmcgowans@comcast.net
 Office Manager Doreen R. Brittingham 267-632-2068 drbrittingham@gmail.com
 Office Manager Cynthia Kase 267-275-4404 cidclidkeeper@yahoo.com

Horticulture Passing

Co-Chair Eloise Gayer 908-477-0042 eloisedgayer@gmail.com
 Co-Chair Kristen Ryan 267-221-2427 KRyan@natlands.org
 Vice Chair Tyler Bozzuto 484-885-4025 tylerbozzuto@gmail.com
 Vice Chair (2025) Liz Garnett 302-383-0701 elizabethgarnett62@hotmail.com
 Advisor Joshua Darfler 607-342-5790 jldarfler@gmail.com
 Advisor Lloyd R. Traven 610-217-2233 lloyd@peacetreefarm.com

Horticulture Staging

Chair Michael A. Zuber 609-828-3301 daddyz@rocketmail.com
 Vice Chair Diana Talyansky 414-331-8034 dtalyansky@gmail.com
 Advisor Don Slater 301-641-2925 slater402@gmail.com
 Advisor Jessica Slater 240-687-1598 slater.jessie@gmail.com

Technology

Advisor Lynn Carbonell 610-613-3974 lynncarbonell@gmail.com
 Advisor John Gibson 856-912-9708 johnsandra306@gmail.com

Watering

Chair Gregg Tepper 302-563-5336 gdtepper@me.com
 Vice Chair Karen Steenhoudt 610-742-7189 karen.steenhoudt@gmail.com

School and Youth Exhibitor Liaison

Co-Chair Pam Snyder 215-582-8865 pamtsny@hotmail.com
 Co-Chair Johanna Schoeller 215-407-5525 johannaschoeller@verizon.net

JUDGES AND AWARDS**FS Judges & Awards**

Chair Yvette Kinsale 302-357-0760 ykinsale@gmail.com
 Vice Chair Bruce Tyrell 302-743-3816 bruce.tyrell@icloud.com

Artistic/Design Barrier Aides

Chair..... Rylanda Epps Wilson . 267-438-1147 rylandaewilson@yahoo.com
 Vice Chair Sally Alyanakian 610-389-6013 salyanakian@gmail.com

Artistic Clerks

Chair..... Sandra Brethwaite 484-431-5505 Sbrethwaite@att.net

Artistic Judges

Chair..... Hilary Maner 610-888-9798 hilarymaner@gmail.com
 Vice Chair Janet Frederick 610-348-3076 janetfrederick@icloud.com

Horticulture Judges

Chair..... Ginny Levy 610-350-7395 ginnylevy1@gmail.com
 Vice Chair..... Kat McCullough 610-506-0872 minx921@yahoo.com

Cards & Ribbons

Chair..... Debbie Gibbons-Neff . 610-256-6253 gibbonsneff@gmail.com
 Vice Chair Missy Parkin 610-308-8023 missyparkin7@gmail.com

Design Classes Passing

Chair..... Wendy Fox 484-332-3530 ladyfox@me.com
 Vice Chair Denise Klein Kleinds@live.com
 Advisor..... Kristine S. Qualls 302-740-6050 ksqualls1@comcast.net
 Advisor..... Carmen H. von Wrangell 856-313-8062 mariposah@verizon.net

Documents, Ribbons, & Rosettes

Chair..... Lynne Kosobucki 215-498-6324 lkoso@earthlink.net

Horticulture Clerks

Co-Chair Sarah M. Farnsworth . 484-433-8858 sfarnsworth@dca.net
 Co-Chair Karen Wychock..... 215-460-8853 kwychock@verizon.net
 Vice Chair Mary Ann E. Ziemba .. 215-760-3160 vjr281@gmail.com
 Vice Chair Robin Spurlino 610-308-6498 rspurlino@comcast.net

Judges' Hospitality

Chair..... Liz Murray..... 267-687-2648 lizmurray272@gmail.com
 Vice Chair Rebecca W. Flemer ... 917-655-1670 beccaflemer@gmail.com

PHS & Special Panel Clerks

Chair..... Barbara Medamana ... 732-809-0909 barbaramedamana@gmail.com
 Vice Chair Vatsala Bhaskar..... 732-863-0486 softdoc@optonline.net
 Advisor..... Holly B. Fergusson..... 610-203-9862 hferguss@gmail.com

Points & Computer Support

Co-Chair Jill Braid..... 484-410-9459 jillbraid@comcast.net
 Co-Chair Elsa R. Efran 215-360-9116 eefran@pennhort.org
 Co-Chair Carolyn J. Adams 215-353-1548 carolynjadams@yahoo.com
 Vice Chair Leslie Simon..... 610-420-2664 lesliemsimon@gmail.com
 Vice Chair Linda Mingo 267-979-2131 ldingo484@gmail.com
 Vice Chair Cheryl Bowden 215-316-0147 Cheryl.Bowden.678@gmail.com

Technology Distribution

Chair..... Stanton Braid..... 484-410-9355 sbraid@comcast.net

Trophies

Chair..... Jessica Tipton..... 484-678-1832 jesstipton62@gmail.com
 Vice Chair Denise Clark..... 484-678-7892 Denise_Clark_2000@yahoo.com

Awards Event

Co-Chair Jennifer Morello Fiss.. 609-247-3373 jmorello3@gmail.com
 Co-Chair Francesca Northrup ... 610-316-7911 frannorthrup@comcast.net

Competitive Classes Signs

Chair..... Anna Marie Amey 610-715-2390 Annamariamey@gmail.com

NOMENCLATURE

Chair..... Mary A. Tipping..... 267-450-1848 mtippin1@swarthmore.edu

Design Nomenclature

Co-Chair Lynn Cherry 610-348-5692 lmc927@comcast.net
 Co-Chair Lynne Kosobucki 215-498-6324 lkoso@earthlink.net

FLOWER SHOW RULES AND INFORMATION

NOTE: Specific classes have additional rules. See individual sections.

STAGING AND MAINTENANCE OF ALL EXHIBITS

1. **All entries must include fresh or dried plant material; forced plants must predominate, and the emphasis should be on color.** All exhibits must be kept in Show condition. Plant material must be kept fresh. Unsightly or wilted plant material must be replaced. No artificial plant material is permitted in any exhibit.
2. **No live animals** are permitted in any Flower Show exhibit without prior approval. Requests must be made by December 31, 2023. **No taxidermy (including feathers) is permitted in any Flower Show exhibit.**
3. Show Management has the right to refuse any exhibit, for any reason whatsoever, that is not in the best interest of the Flower Show and shall have the power at all times to remove any exhibit that is not properly maintained or that, in their opinion, is a detriment to the Show.
4. Competitive Classes maintenance must be completed by 7 am on Saturdays and Sundays and 7:30 am on Monday through Friday. Doors open for maintenance at 6:00 am on all days.
5. Pool and fountain liners must be constructed of material of sufficient strength to prevent seepage.

COMPETITIVE CLASSES ENTRIES

6. Entries will be accepted as received, and classes will be closed when filled. All entries will be acknowledged. Classes 135, 136, 137, 156, 160, 161, 165, 167, and 168 were announced before publication and may be filled; contact compclasses@pennhort.org about availability in these classes. Most Competitive Classes in the PHS Philadelphia Flower Show are open to everyone—amateur or professional; however, Photography classes are limited to amateurs. Entries may be made by individuals or groups (e.g., garden clubs, non-profit organizations); however, **entries may not be entered under a commercial or business name.**
7. Links to entry forms can be found on the PHS Philadelphia Flower Show website: PHSonline.org/the-flower-show/plant-entries and PHSonline.org/the-flower-show/participate/exhibit/artistic-classes Please note that there are separate online entry procedures for Arrangement, Horticulture, Pressed Plant Material, Botanical Arts, and Photography classes.
8. On each entry day, each exhibit must be passed by the Passing Committee before the exhibitor leaves the Show floor.

ADMISSION, INSTALLATION, AND TEAR-DOWN

9. During installation and tear-down, proper credentials supplied by Show staff must be worn to gain admission to the Show floor and must be worn at all times. Tickets or exhibitor badges are required during the other entry days. **Exhibitors between the ages of 12-16 are only allowed on the Show floor during set-up if they are under the supervision of an adult—parent, guardian, teacher, or group leader. No one under the age of 12 is allowed on the Show floor during set-up and no one under age 16 is allowed on the Show floor during tear-down. No exceptions.**

INSTALLATION SCHEDULES

10. Competitive Classes exhibitors should refer to the times listed for their specific sections in this Guide or in class rules mailed to exhibitors.

PASSES

11. Exhibitor passes are limited and will be allocated by the Show Management. These tickets are to be surrendered upon entering The Pennsylvania Convention Center.

REMOVAL OF EXHIBITS

12. Nothing may be removed from exhibits during the Show except with the approval of Show Management or at specific times stipulated in certain classes.
13. No boxes or other removal containers are permitted in the Exhibition Hall until after the public has left the Show floor. **Nothing may be dismantled on Sunday, March 10, until the removal announcement has been made, usually between 6:30 pm and 7:00 pm.**
14. All Competitive Classes are to be dismantled on Sunday, March 10. Removal information will be distributed prior to the Show by class chairs.
15. Competitive Class exhibitors are responsible for guarding their exhibits on Sunday, March 10, from 5:00 pm until removal begins. Exhibitors should be aware that there is no parking in F Hall until removal begins.
16. All exhibitors and helpers in the Hall **must** wear appropriate removal credentials supplied by Show staff during the dismantling period. Credentials may be obtained from the class chairs or Show Management.
17. Exhibitors are responsible for the complete removal of their exhibits, including trees, shrubs, rocks, peat moss, and other bulky refuse. Exhibitors who fail to comply will be billed for the cost of the removal.
18. **No plant material may be sold or given away at closing time.**

SALES AND ADVERTISING MATERIAL

19. No sales of any kind will be permitted at The Pennsylvania Convention Center after the close of the Show.
20. No advertising, business cards, etc., will be permitted in any Competitive Class exhibit.

JUDGING AND AWARDS

21. No one other than those authorized by Show Management will be permitted in the area of the Show where judging is in progress, and no one may discuss exhibits with the judges.
22. Plants in Major Exhibits are not eligible for Competitive Classes competition.
23. In all Competitive Classes, if merited, ribbons will be awarded as follows: one First (Blue), one or more Seconds (Red), one or more Thirds (Yellow), and one or more Honorable Mentions (White). **Exception:** Par judging will be allowed in the Grand Old Plant classes in the PHS Hamilton Horticult.

Class Commendations are awarded at the discretion of the judges and may only be awarded if every exhibit has received an award ribbon; a Class Commendation ribbon (Turquoise) will be placed on every exhibit in the class.

Decisions of the judges are final. Entries designated "For Exhibition Only" will not be judged and will not receive comments, point scores, or sweepstakes points.

SAFETY

24. In compliance with Philadelphia Fire Prevention Code requirements, all cut trees and combustible materials in displays (including background and drapes) **MUST** be treated with an approved flame-retardant chemical in accordance with National Fire Protection Association Standard 701. Any chemical you use must have that number on its label.

A local source of fire retardants is M. Cramer & Associates (formerly Philadelphia Theatrical Supply), 229 N. 12th St., Philadelphia, PA 19107 (215-627-1225). Online sources include rosebrand.com and us.rosco.com (Rosco Flamex).

Note: Fabric must be **dunked** in fire retardant; spraying will not suffice. **Exhibitors will be required to sign a form indicating compliance.**

25. Exhibitors must guard against leaks and over-watering.
26. **Exhibitors between the ages of 12-16 are only allowed on the Show floor during set-up if they are under the supervision of an adult—parent, guardian, teacher, or group leader. No one under the age of 12 is allowed on the Show floor during set-up and no one under age 16 is allowed on the Show floor during tear-down. No exceptions.**

NOMENCLATURE

27. All plants must be correctly labeled. Points are given by judges for legibility and unobtrusiveness of labels. Primary references are the PHS Philadelphia Flower Show Database (register.theflowershow.com/Botanicalview.aspx), RHS Plant Finder (apps.rhs.org.uk/horticulturaldatabase/), and Plants of the World (plantsoftheworldonline.org/). The PHS Philadelphia Flower Show Database lists over 20,000 plants used in previous Shows.
28. Wild-collected plants of endangered and threatened species are strictly forbidden in any PHS Philadelphia Flower Show exhibit. It is the responsibility of the exhibitor to make sure that plants globally listed as “Nearly Threatened,” “Vulnerable,” “Endangered,” or “Critically Endangered” are not on exhibit. A current list is available at www.iucnredlist.org/

PARKING AND ACCESS FOR EXHIBITORS, including exhibitors with disabilities.

29. **New exhibitor parking policy:** Early morning parking in F Hall will be available only until 8:30 am on Monday, March 4, 2024, to Friday March 8, 2024. Specific entry times will be indicated on exhibitor parking hang tags. Parking until 9:30 am will be available in an alternate location. Detailed information about parking will be available closer to the Show.

ACCESS FOR PERSONS WITH DISABILITIES during Show hours

30. Persons with disabilities will have an accessible entrance. Drop-off and entrance location will be announced closer to the Show. Philadelphia’s Department of Licenses and Inspections will enforce the rule of allocated parking for persons with disabilities at all lots.

DAMAGES

31. Exhibitors who damage any part of The Pennsylvania Convention Center will be charged for repairs.

LIABILITY

32. Although The Pennsylvania Horticultural Society (PHS) will exercise due caution in safeguarding exhibits, it cannot assume responsibility for injury or loss. Valuables used in exhibits should be insured by exhibitors.
33. **LIMITATION OF MANAGEMENT’S LIABILITY.** Exhibitor will make no claim against PHS, The Pennsylvania Convention Center, or the Pennsylvania Convention Center Authority and agrees that Management shall not be liable for any injury or loss or damage to exhibitor, or to its employees, agents, property, and business caused by: (a) acts or omissions of any contractors (or employees or agents of such contractors) retained by Management to perform services in connection with the Show, or (b) fire, theft, destruction, or any occurrence not resulting from intentional misconduct on the part of Management (or its employees acting in the scope of employment), whether occurring during Show hours or the periods designated for installation, maintenance, and removal of exhibits and notwithstanding any negligence of Management connected therewith.
34. **INDEMNIFICATION FOR EXHIBITOR’S ACTS.** Exhibitor agrees to indemnify and save harmless PHS, The Pennsylvania Convention Center, or the Pennsylvania Convention Center Authority, and each of them, from any and all claims of liability made by anyone for any loss, injury, or damage to person or property, including death, arising out of the conduct of exhibitor or its employees or agents, and agrees to defend PHS, The Pennsylvania Convention Center, or the Pennsylvania Convention Center Authority against any such claims or liabilities and to reimburse them for all expenses, including costs of settlement, incurred in connection therewith.
35. By entering an exhibit in the PHS Philadelphia Flower Show, the exhibitor agrees to abide by and be governed by the conditions set forth in the foregoing rules.

AMENDMENTS

36. The PHS Management shall have full power in the interpretation and enforcement of all rules contained herein, and the power to make such amendments thereto, and such further rules and regulations as they shall consider necessary for the proper conduct of the Show.

ARRANGEMENT CLASSES

The Chairs are the main advisors to the Arrangement Classes. Each Class is assigned Advisors to guide exhibitors, help answer questions about exhibiting, and clarify Class rules. Advisors and Chairs should be contacted for questions regarding clarification of rules or Class descriptions. For questions about the entry form or to confirm your application, please email compclasses@pennhort.org.

Committee

Chair	Jennifer Morello Fiss .	609-247-3373	jmorello3@gmail.com
Vice Chair	Susanne Hay	484-612-2444	susannehay@gmail.com
Assistant	Kelly Caulfield	484-437-1899	kcaulfield17@verizon.net
Advisor-at-Large.....	Anne Coste	215-620-1634	silverlakeevents@aol.com
Advisor-at-Large.....	Carol Lipson	610-291-9101	carolalipson@gmail.com
Advisor-at-Large.....	Cecelia Millea	856-296-1799	cmillea@msn.com
Open Platform.....	Cherie Nobil.....	215-699-3635	mgklemon@verizon.net
Open Platform.....	Wilhelmina Jackson ...	267-252-1295	wilhel4@aol.com
Large Backed Pedestal	Stacy Schaffer	609-781-3359	sparrowmind@yahoo.com
Large Backed Pedestal	Patti Kelly	610-299-4849	Pattimaykelly@gmail.com
Medium Backed Pedestal...	Susan Bunkin	215-771-4847	susan.bunkin@gmail.com
Medium Backed Pedestal...	Judy Xie.....	415-683-8332	juxie20@gmail.com
Small Niche.....	Lydia Allen Berry.....	215-805-1502	lallenberry@aol.com
Small Niche.....	Leslie Purple	215-519-6259	purple.leslie@gmail.com
Small Backed Platform	Susanna Baum	484-437-8706	susybaum@comcast.net
Small Backed Platform	Lorraine S. Moore	215-808-4416	lsmoore510@msn.com
Galleria	Valerie McLaughlin	484-574-4981	flowergirlworkshop@gmail.com
Galleria	Tami Jones	856-234-7284	njmobile@aol.com
Miniature Arrangement.....	Sidney Spahr	484-832-1593	sspahr3523@yahoo.com
Miniature Arrangement.....	Lillian Ransom	267-269-1835	ladyjudge1218@msn.com

Artistic Workshops

Co-Chair	Carol Lipson	610-291-9101	carolalipson@gmail.com
Co-Chair	Lorraine S. Moore	215-808-4416	lsmoore510@msn.com

Arrangement Aides

Co-Chair	Suzanne Cavanaugh .	215-316-0245	cavanaughssuzanne@yahoo.com
Co-Chair	Helga Fontus	609-306-2347	maisonrose@artlover.com

Artistic Passing

Chair	Melissa Bullitt.....	484-995-2411	mebullitt@gmail.com
Vice Chair	Cecelia Millea	856-296-1799	cmillea@msn.com

ARRANGEMENT CLASSES AT A GLANCE

	Per class	FRI 1 – MON 4	TUES 5 – THURS 7	WED 6 – SUN 10	FRI 8 - SUN 10
Open Platform	4	100-OP	103-OP		108-OP
New: Medium Backed Pedestal	4	101-M	104-M		109-M
Small Niche	4	102-S	105-S		110-S
New: Backed Platform	4	116-BP	117-BP		118-BP
Galleria	4	125-G	126-G		127-G
Large Backed Pedestal (formerly Backed Pedestal)	4	129-L	130-L		131-L
Miniature Arrangement	4	119 MINI 120 MINI 121 MINI		122 MINI 123 MINI 124 MINI	

ARRANGEMENT CLASSES RESOURCES

For a selection of videos about best practices and new trends, including design, mechanics, techniques, and large-scale arrangements, see pennhort.libguides.com/FlowerShowArtisticClassesResources

ARRANGEMENT CLASSES RULES AND INFORMATION

General Rules (pages 6-8) also apply.

- Each class is limited to four entries. Classes fill quickly, so we urge you to enter promptly. You can enter online at PHSjoin.formstack.com/forms/2024arrangement_entries. If you need a paper entry form, contact compclasses@pennhort.org. Allow two to three weeks for acknowledgment of entries.
- You may make only one (1) Arrangement entry per day unless a second entry is in the Miniature Arrangement classes. In that case, an exhibitor may enter two (2) arrangements on a given entry day. Exhibitors may enter only one (1) Miniature Arrangement class per day and a total of two (2) entries in Miniature Arrangements and three (3) entries in the Arrangement classes.
- Challenge classes may have only one (1) exhibitor per entry. For other classes, one (1) or two (2) people may stage an exhibit, except for Class 108, which may have up to three (3) exhibitors per entry. Only exhibitors whose names appear on the entry cards and designated Committee members are permitted in the staging and set-up area.
- Only judges and designated Committee members may have access to the Artistic staging and set-up area during judging. Early morning tours will be accommodated.
- In February, exhibitors will receive packets containing entry credentials and additional information.

REQUIREMENTS

- Fresh plant material must be used in all arrangements unless otherwise stated. Miniature Arrangements use dried plant material ONLY.
- All fresh plant material must be in water. Exceptions must be approved by the Passing Chair at least one week prior to the Show.
- Mechanics must not show unless they are an integral part of the design.
- **Arrangements must be maintained and watered each day. You are expected to replace plant material not in Show condition with the same variety and color of material. On Saturdays and Sundays, maintenance must be completed by 7:00 am. On Monday through Friday, maintenance must be completed by 7:30 am. Doors open at 6:00 am.**
- When you come to the Show to stage your exhibit, you must submit a Nomenclature Form listing the common names of all plant material you have used. You will receive a form with your February packet.
- **If you are unable to exhibit, YOU MUST find a substitute.** All substitutes must be approved by the Chair or Class Advisor.
- Any exhibit not adhering to the Arrangement Rules or class requirements will remain in place but will not be judged.

ENTRY, PASSING, AND REMOVAL TIMES

- **See rule #29 on page 7 for new F Hall parking information.**
- **Please note:** On Friday, March 1, arrangements may be staged beginning at 6:30 am. Niche lights must be turned on permanently by 8:15 am. Arrangements must be passed by 8:30 am.
- On Tuesday, March 5, and Friday, March 8, arrangements may be staged beginning at 7:00 am. Niche lights must be turned on permanently by 8:45 am. Arrangements must be passed by 9:00 am.
- You must remain with your exhibit until it has been passed, and you may not touch your exhibit after it has been passed.
- You must remove your exhibit between 6:30 and 6:45 am on your removal date, or the Committee will do so (except the last Sunday). The Committee is not responsible for entries that are not picked up. **Entries may not be removed at night.**
- At Show closing on Sunday, March 10, **you must be in front of your arrangement by 5:30 pm** to be ready to remove your exhibit when the announcement is made. **No one under age 16 is allowed on the Show floor during tear-down.**

INFORMATION

OPEN PLATFORMS (Classes 100, 103, 108)

- Staged on a platform 8' wide by 4' deep, 4" high. Use of PHS pedestals is optional—choice of three sizes (12"x 12" x 12"; 12" x 12" x 24"; 12" x 12" x 32").
- The staging will be painted "Olympus White" (Sherwin-Williams 6253).
- Dress forms for Class 108 may be picked up at PHS beginning in January. If dress forms must be shipped to exhibitors, exhibitors must pay shipping charges. You may not glue or otherwise permanently adhere materials to the dress forms; you may not paint or otherwise alter the dress forms.
- The accessory for Class 108 may consist of dried plant material only. Accessory to be staged on or against a PHS pedestal.

NEW: MEDIUM BACKED PEDESTALS (Classes 101, 104, 109)

- Staged on a pedestal 12" wide x 11" deep x 44" high. Height of back is 20" tall (with a total height of 64").
- The staging will be painted "Olympus White" (Sherwin-Williams 6253).
- No backgrounds are permitted.
- Design may not exceed the width or height of back panel but may extend down the front of the base pedestal and may not touch the floor.

SMALL NICHES (Classes 102, 105, 110)

- Framed opening: 9.5" wide x 11.5" high, staged approximately 52" from the floor. Interior measurements: Floor—10" wide x 8" deep; back and sides—28" high.
- Niches are staged in individual cabinet-like units. Niche boxes are accessible from the front, behind a movable panel; niches are fixed in place and cannot be moved. Storage space in each unit (approximately 24" wide, 20" deep, 36" high) is also accessible from the front through an opening approximately 18" wide and 28" high.
- The interior of each niche box is wood, finished with a sealer. The background, sides, and floor must be covered.
- Materials used for the background, sides, and floor must be rigid. If fabric is used, it must be mounted. Suggested mountings: mat board, foamcore board.
- Masking, mystic, or 3M tape may be used to hold background, sides, and floor to the inside of the niche. Hammering, thumbtacks, staples, glue, putty, double-faced rug tape, duct tape, or any other material that leaves a residue is not permitted.
- Make ample allowances for thickness of material used for the floor, back, and sides of backgrounds. The finished backgrounds must fit within the interior measurements given above. The niche may not be altered in any way to accommodate backgrounds.
- It is not advisable to use mirrors for backgrounds because they reflect the exhibit's mechanics.
- Lighting is supplied by PHS. Light fixtures for Small Niches have one bulb that is dimmable and can be swiveled, although the light bars are fixed in place. (Bulbs are EcoSmart 14-Watt [65W] Soft White [2700K] BR30 LED Flood Lights.) Light bulbs may be replaced by the exhibitor with comparable LED bulbs. PHS bulbs must be safely stored underneath and replaced in fixtures during exhibit removal.

NEW: BACKED PLATFORMS (formerly Vertical Design) (Classes 116, 117, 118)

- Staged on a 30" x 30" square by 1" high platform, centered on a platform area that is 48" x 48" in front of a background panel measuring 48" wide x 92" high. The design must not exceed the perimeter of the 30" square platform.
- The staging will be painted "Olympus White" (Sherwin-Williams 6253).
- No backgrounds are permitted.

GALLERIA (Classes 125, 126, 127)

- Each exhibit space is a platform 8' wide, 8' deep, 4" high. The back wall of the area is 10' high. Optional pedestals—choice of three sizes (12" x 12" x 12", 12" x 12" x 24", 12" x 12" x 32").
- The staging will be painted "Olympus White" (Sherwin-Williams 6253).
- A digital image of the poster for Class 125 will be provided by PHS in January after your entry is confirmed. Please note: The poster will be displayed on the left, with the arrangement to the right.

LARGE BACKED PEDESTALS (Classes 129, 130, 131)

- Pedestals are 36" wide x 24" deep x 36" high; height of attached back is 36" (total height of unit is 72").
- The staging will be painted "Olympus White" (Sherwin-Williams 6253).
- No backgrounds are permitted.
- Design may not exceed the width or height of the back panel but may extend down the front of the base pedestal and may not touch the floor.
- The table-top standing frames for class 129 may be picked up from PHS beginning in January. If frames must be shipped to exhibitors, exhibitors must pay shipping charges. You may not glue or otherwise permanently adhere materials to frames nor paint or permanently alter the frames. The inside dimensions are 1'7" wide x 2'1" tall. The outside dimensions are 1'10" wide x 2'4" tall. The frame will be painted "Web Gray" (Sherwin-Williams 7075). See the Arrangement Staging packet for full dimensions and diagram.
- The head forms for Class 131 may be picked up from PHS beginning in January. If head forms must be shipped to exhibitors, exhibitors must pay shipping charges. You may not glue or otherwise permanently adhere materials to head forms nor paint or otherwise alter the head forms.

MINIATURE ARRANGEMENTS (Classes 119, 120, 121, 122, 123, 124)

- Miniature Arrangements consist of **dried plant material ONLY** and other components, **not to exceed 5" in height, width, or depth**. You may use a base or stand, but the dimensions will be included in the 5" measurement except where noted.
- Miniature Arrangements will be staged in individual cabinet-like units. The niche box is accessible from the front, behind a movable panel. Storage space in each unit (approximately 20" wide x 20" deep x 36" high) is also accessible from the front through an opening approximately 16" wide and 28" high.
- Please note: If you provide your own niche box, you must store the PHS box in the lower storage area. This will reduce the amount of free space that you have for storing other items.
- Framed opening: 7.5" wide x 7.5" high, staged approximately 54" from the floor. Interior measurements: Floor—8" wide x 8" deep; back and sides—16" high.
- You must line the back, sides, and floor of the niche with **mat board (not poster board) of a single color**. No fabric or other material may be attached to the mat board. The mat board must not extend beyond the dimensions of the box. See the staging packet for mat cutting directions. Curved mat board to line the niche is permitted.
- You may not cover the top of the niche box. Only thin dowels for hanging are allowed. Note: You may not make any permanent alterations to a PHS niche box (e.g., drill holes). In addition, the size of the niche space may not be altered—that is, the dimensions must remain as noted above, with the exception of a curved mat board, which must touch the back wall of the box.
- Lighting is supplied by PHS. Light fixtures for Miniature Arrangements have one bulb (EcoSmart 14-Watt [65W] Soft White [2700K] BR30 LED Flood Light), which is fixed in place and can be dimmed but not moved. Light bulbs may be replaced by the exhibitor with comparable LED bulbs. PHS bulbs must be safely stored underneath and replaced in fixtures during exhibit removal.

For the most comprehensive and up-to-date rules and staging information, visit the Resource box on the Flower Show website (PHSONline.org/the-flower-show/participate/exhibit/artistic-classes) and download a copy of the 2024 Staging Packet. For a printed copy, contact compclasses@pennhort.org or write to PHS, Attn: Competitive Classes, 100 N. 20th St., Philadelphia, PA 19103-1495.

Please note: These rules apply to all Artistic and Design Classes.

PERMITTED

- Foliage, stands, mats, and accessories (unless otherwise stated).
- Cut fruit and vegetables and other food (except dairy products), properly treated to prevent spoilage. **Any use of food must be approved by the Class Chair by February 1, 2024.**
- Treatment of **dried** plant material.
- Plant preservatives that do not enhance the outward appearance of the plant in any way (e.g., no leaf shine).
- Brand names and/or logos of current commercial products (permitted only with approval of the Class Chair by December 31, 2023, and written permission from the product's producer, manufacturer, or owner). Show Management must also approve.
- Plants in soil, if an integral part of the design.

NOT PERMITTED

- Locally invasive plants are not permitted. A current list of Pennsylvania Invasive Plant Species is at dcnr.pa.gov/Conservation/WildPlants/InvasivePlants.
- Flags of nations, states, municipalities, or other governmental entities.
- Taxidermy, **feathers, bones**, live or dead animals, fish, natural antlers, horns, coral, ivory, tortoise shell, sponges, sea fans, or anything from an endangered species list.
- Total covering of framed opening of niche.
- Dairy products.
- Artificial plant material of any kind.
- Any material protruding beyond framed opening of niche or space.
- **Scenes, dioramas, or scale models as the design or as a part of the design.** If in doubt, contact the Chair or Class Advisor.
 - Scene: When the plant material and components are arranged in a representational manner that suggests a landscape or a place rather than a design.
 - Diorama: A three-dimensional, miniature, or life-size scene viewed through an opening or from a distance.
 - Scale model: A small construction that represents in detail a larger object.
- Coloring or embellishment of **live** plant material (e.g., leaf shine, gluing on of sparkles, glitter, etc.).
- Spray-painting in exhibition areas.
- Painting, gluing, or otherwise permanently adhering anything to PHS-provided staging (e.g., head and dress forms, hanging frames, pedestals).

ARRANGEMENT CLASSES SCALES OF POINTS

ARRANGEMENTS	
Design	35
Creativity	20
Interpretation	20
Distinction	15
Conformance	10
	100

MINI ARRANGEMENTS	
Design	35
Scale	20
Originality	15
Interpretation	10
Distinction	10
Conformance	10
	100

2024 ARRANGEMENT CLASS THEMES

Titles for the Arrangement Classes are inspired by this year's theme, "United by Flowers."

Remember: Only exhibitors whose names appear on the entry cards are permitted in the set-up and staging area

FRIDAY, MARCH 1 – MONDAY, MARCH 4 (4 days)

(removed Tuesday, March 5, 6:30–6:45 am)

100-OP OPEN PLATFORM—LINKED

A stretch design. Use of PHS pedestals is optional.

Stretch Design: A design composed of two units of unequal size, joined by a prominent stretch component. Length and strength of stretch component (which may extend in any direction) must be appropriate to other components and to its prominent role. Smaller unit must appear to have been forcibly pulled away from the larger unit. Dynamic tension is important.

101-M MEDIUM BACKED PEDESTAL—TIES THAT BIND

Floral foam is not allowed in this design.

102-S SMALL NICHE—LINE DANCE

Judges' Clipper Challenge Class: Flowers and all other materials are provided at the Show; bring your own clippers. The class is open to judges only. Note: Only one exhibitor per entry.

116-BP BACKED PLATFORM—HARMONY

A tall, narrow design. Design must be a minimum height of 5' and not exceed 7'.

125-G GALLERIA—WHERE IN THE WORLD?

A design interpreting a poster of an ecosystem provided by PHS.

129-L LARGE BACKED PEDESTAL—HANGING TOGETHER

A design using dried plant material only, in a table-top standing frame provided by PHS.

FRIDAY, MARCH 1 – TUESDAY, MARCH 5 (5 days)

(removed Wednesday, March 6, 6:30–6:45 am)

119 MINIATURE ARRANGEMENT—INTERWOVEN

Component Challenge Class: Components and rules will be provided by PHS in January. Note: Only one exhibitor per entry; no co-exhibitors are permitted in this class.

120 MINIATURE ARRANGEMENT—FROSTY

121 MINIATURE ARRANGEMENT—ABLAZE

Novice Class: Open only to exhibitors who have not won a Blue ribbon in the Miniature Arrangement classes of the PHS Philadelphia Flower Show prior to 2024.

TUESDAY, MARCH 5 – THURSDAY, MARCH 7 (3 days)

(removed Friday, March 8, 6:30–6:45 am)

103-OP OPEN PLATFORM—BEFORE THE PARTY/AFTER THE PARTY

A duo design. Use of PHS pedestal(s) is optional.

Duo Design: A design in one or two containers joined to appear as one. The design is organized as two designs, back-to-back. Each side has a separate design title and appears as a distinctly different design.

104-M MEDIUM BACKED PEDESTAL—ALL TOGETHER NOW

Master/Novice Class: Must be created by two exhibitors—one with a minimum of five years of experience entering the Arrangements Classes at the PHS Philadelphia Flower Show and a newcomer with one or fewer years of experience at the Show.

- 105-S SMALL NICHE—CONNECTED**
Floral foam is not allowed in this design.
- 117-BP BACKED PLATFORM—SHOW YOUR PRIDE**
A pedestal design to be staged on a PHS pedestal (provided at the Show) measuring 12" x 12" x 32". Design not to exceed 7'.
- 126-G GALLERIA—BRIDGING GAPS**
- 130-L LARGE BACKED PEDESTAL—GARDEN PARTY**
An exhibition table. Floral foam is not allowed in this design.
Exhibition Table: A display using the components of dining in an artistic presentation as a coordinated design. The practical service of food should not be implied.
- WEDNESDAY, MARCH 6 – SUNDAY, MARCH 10 (5 days)**
(removed Sunday, March 10, after the Show closes)
- 122 MINIATURE ARRANGEMENT—EMBRACE**
- 123 MINIATURE ARRANGEMENT—IT'S A BLAST**
- 124 MINIATURE ARRANGEMENT—ZEN**
- FRIDAY, MARCH 8 – SUNDAY, MARCH 10 (3 days)**
(removed Sunday, March 10, after the Show closes)
- 108-OP OPEN PLATFORM—CELEBRATING TRADITIONS**
Garment and accessory design ensemble celebrating a particular culture. Name your country. No duplicates. Dress form provided by PHS. The accessory may consist of dried material only. Accessory to be staged on or against a 12" x 12" x 32" PHS pedestal positioned to the left of the dress form. Note: Up to three exhibitors per entry are permitted in this class.
- 109-M MEDIUM BACKED PEDESTAL—MEETING IN THE MIDDLE**
- 110-S SMALL NICHE—HAPPINESS IS . . .**
Name what makes you happy. Floral foam is not allowed in this design.
- 118-BP BACKED PLATFORM—TWISTS AND TURNS**
A serpentine design. Design must be a minimum height of 5' and must not exceed 7'.
- 127-G GALLERIA—ENTANGLED**
- 131-L LARGE BACKED PEDESTAL—BANDED**
A hat. A display head will be provided by PHS.

ARRANGEMENT WORKSHOPS

10 am - 12 pm, Town Hall (first floor), PHS, 100 N 20th St, Philadelphia, PA, 19103-1495

Co-Chair Carol Lipson 610-291-9101 carolalipson@gmail.com

Co-Chair Lorraine S. Moore 215-808-4416 lsmoore510@msn.com

Arrangement workshops are informal and open to Flower Show exhibitors as well as arrangers who want to learn about entering the Show. Lectures and demonstrations are given, and exhibitors are encouraged to try ideas and consult with their advisors. Samples of the staging will be available at the January workshops. This is a good opportunity to test your backgrounds and lighting ideas.

- **Sat., Nov. 4, 2023: Master Class—From Inspiration to Achievement—**Award-winning designer Jane Godshalk will explore the hows and whys of entering the Philadelphia Flower Show from idea to execution and will show that entering an artistic floral design is both attainable and fun. Fee: \$10 PHS members, \$15 non-members.
- **Sat., Jan 6, 2024: The Ins + Outs—Everything** you need to know when entering an arrangement in the 2024 Show. Free.
- **Sat., Jan. 13: Design 2024—**Take a deeper dive into this year's unique floral design classes. Free.
- **Sat., Jan. 20:** Snow make-up date.

Registration is required at phsonline.org/the-flower-show/participate/exhibit/artistic-classes. On Saturdays, parking is available under the building on a first-come, first-served basis. To find out if a workshop has been cancelled due to inclement weather, call 215-988-8850.

PRESSED PLANT MATERIAL CLASSES

Chair.....	Khara Flint	215-783-9507kharaflint@gmail.com
Vice Chair	Ali Quill	908-902-0751alisunshein@gmail.com
Advisor	Rita Marie Dennis	215-801-4709ritamdennis@gmail.com
Advisor	Meg Gaibiselis	215-896-8980mgaibiselis@comcast.net

Class Chairs/Advisors provide support to exhibitors to ensure the proper completion of all paperwork and compliance with all rules leading up to and during the Show. Class Chairs/Advisors should be contacted for questions regarding the clarification of rules or Class descriptions. Class Chairs/Advisors are not permitted to give design advice. If the Chairs or Advisors cannot be reached, PHS staff are available to answer your questions.

For questions about the entry form or to confirm your application, please email compclasses@pennhort.org.

New: Pressed Plant Workshops on Saturday, October 7, and Saturday, November 18.
See details on page 19.

CLASS DESCRIPTIONS

141 NOW OUR MINDS ARE ONE

Our duty is to work together to create harmony in life, not only with each other but with every living plant and animal. Create an artwork that celebrates this balance in life of all working together as one. A framed piece. Limited to 25 entries. See age restrictions below.

142 SHARE BEAUTY WITH OTHERS

The joy of watching a seed grow into a flower is like a contagious smile that one receives and then returns to others. Share your garden that brings a smile to your face so that others can smile at the beauty flowers bring. A framed piece. Limited to 25 entries. See age restrictions below.

143 COMMUNITY GARDEN

3-Dimensional Class. Unique to each area, community gardens provide nutrition, a sense of belonging, and the joy that flowers bring. They unite the people. A necessary ingredient is water. Community gardeners use watering cans, buckets, even gourds to water plants. Decorate a watering vessel with pressed plant material. It must not exceed 12" wide x 18" tall, be able to stand upright on a pedestal, and appear usable. Limited to 8 entries. See age restrictions below.

144 HONOR OUR DIFFERENCES

Mixed Media Class. When we open our eyes, we can see ourselves in others. This happens when we respect one another's uniqueness and differences. We are better together! Create mixed media 2-Dimensional (2D) artwork that honors diversity. Pressed plant materials are to be united with other 2D art materials to create a flat artwork. Mediums such as watercolor, pen *and* ink, acrylic, decorative papers, colored pencil, and oil pastel (to name a few) unite with pressed plant. You can use one or multiple 2D art mediums integrated with at least 50% pressed plant material. A framed piece. Limited to 25 entries. See age restrictions below.

145 ONE WORLD, ONE PEOPLE

Novice Class. Once we are united in mind and in heart, then there will be beauty in the world. Create an artwork that correlates with this message. Open only to exhibitors who have not won a Blue ribbon in the Pressed Plant Classes at the PHS Philadelphia Flower Show prior to 2024. A framed piece. Limited to 25 entries. See age restrictions below.

146 WHAT'S YOUR STORY?

Youth Class. You are special. Your story matters and adds to something new in the world that never existed before you. Be yourself! Share your heritage or personal celebrations that make you who you are. Reflect on the uniqueness of all of us as we come together for this Show! A framed piece that is any size under an 8" x 10" frame, with the exterior molding not exceeding 9½" x 11½". Open to students in grades 3 through 12 (through age 18). All Youth entries will be juried. See below for details and deadlines.

IMPORTANT DATES—PRESSED PLANTS

- Registration opens—September 15, 2023
- Pressed Plant Workshop—October 7, 2023 (see page 19)
- Pressed Plant Workshop—November 18, 2023 (see page 19)
- Entry Deadline—January 12, 2024
- Youth Jury results announced—January 19, 2024
- Mailed exhibits received—between January 26 – February 23, 2024
- Hand-delivered exhibits—February 28, 2024, between 8 am – 10 am at the Pennsylvania Convention Center.
- Removal—March 10, 2024, around 6:30 pm after the Show closes and removal is announced.

PRESSED PLANT RULES AND GUIDELINES (ALL CLASSES)

- **You must be 17 years or older to enter Classes 141, 142, 143, 144, or 145.**
- **Please note: ALL entry forms must be submitted by Friday, January 12. No entry forms will be accepted after that date; no walk-in entries will be accepted.**
- Enter online at PHSjoin.formstack.com/forms/2024pressedplantsentries. Entries are accepted on a first-come basis. Entry in Classes 141, 142, 143, 144, and 145 will be acknowledged and accepted upon completed submission of the entry form. If you would like to receive a paper copy of the entry form, email your request to compclasses@pennhort.org or call 215-988-8850.
- You may make only one entry per class.
- All exhibits must be **original** and never before entered in the PHS Philadelphia Flower Show. **Please note: No previously published pressed plant art is to be copied in any form.**
- Only **pressed** plant material (flowers, foliage, fruits, and vegetables) may be used. See “Not Permitted” section (page 19). All pressed material must be **flat and dry**. Use well-pressed flowers, leaves, fruits, or vegetables without tears or blemishes. Use of endangered plant material is prohibited.
- Exhibits in classes 141, 142, 144, 145, and 146 are to be covered with glass, Lucite, or plastic; framing is required. No exhibit may exceed 14" x 18" (35.6 cm x 45.7 cm), including the frame. Class 146 cannot exceed an 8" x 10" frame, with the exterior molding not exceeding 9½" x 11½". Entries exceeding maximum dimensions will not be judged.
- If matting is used as a part of framing, it must function only as matting and must not be used as a design component.
- **VERY IMPORTANT: Make sure the hanging device is strong and secure. The recommended hanging device is the triangular D-ring hanger placed upright and centered on the top back of the artwork.** PHS reserves the right to attach fixtures for hanging your entry to the back of the frame. These attachments may be permanent.
- **Your name, address, and class number** must appear on the back of each exhibit.
- **Vacuum- and non-vacuum-sealed entries will be judged in separate sections.** If there are fewer than seven entries in either section, classes will be combined for judging. When you enter you will be asked to indicate which entries (if any) have been prepared using the vacuum process.
- **ENTER ONLINE** at PHSjoin.formstack.com/forms/2024pressedplantsentries. To receive a paper copy of entry form, email your request to compclasses@pennhort.org or call 215-988-8850.

YOUTH PRESSED PLANT (CLASS 146) RULES AND ENTRY GUIDELINES

Due to overwhelming popularity in the Youth Pressed Plants and space restrictions at the Show, all Youth Pressed Plant entries must be juried by a PHS-appointed committee. No entries will be accepted after the following deadlines. Entries not adhering to the following rules will not be selected for entry into the Show.

- Class 146 is for school-age exhibitors in 3rd grade through 12th grade. **Please list your school grade** as of March 2024 on the entry form. International students may submit their birthdates instead of school grades. The class may be subdivided by grade groupings.
- **Youth Class submissions must include the following two items: an entry form and a digital image of the completed entry. Digital images will be juried and assessed for compliance with class rules.**
Enter online at PHSjoin.formstack.com/forms/2024pressedplantsentries.
- **All Youth Pressed Plant entry forms and digital images must be received by Friday, January 12, 2024.** You will be notified by PHS staff whether your entry is selected for further review by **Friday, January 19, 2024**. If your entry is selected for exhibition, follow the installation and removal rules below.
- All Youth entries that are accepted for entry *into* the Show will be passed upon arrival to determine compliance with Class rules. **Any entries that do not pass may not be judged and will be displayed as “For exhibition only” and identified with a red dot.**
- The exhibitor’s name, address, class number, grade level, and school or garden club must appear on the **back** of each exhibit.
- Frames in Class 146 can be any size under an 8” x 10” frame, with the exterior molding not exceeding 9½” x 11½”.

INSTALLATION AND REMOVAL (ALL CLASSES)

Mailed exhibits must be received between **January 26 - February 23**

If you are mailing your exhibits, please send them to this address:

Khara Flint
25 Scott Dr
Churchville, PA 18966

Hand-delivered exhibits should be taken to the Pressed Plant staging area in the Pennsylvania Convention Center on **Wednesday, February 28**, between 8 am and 10 am. No one under 12 is permitted at the Show during exhibit staging; exhibitors between 12 and 16 must be accompanied by an adult—parent, guardian, teacher, or group leader.

Removal: Sunday, March 10, between 6:30 pm and 7 pm after the Show has closed to the public and the site is clear of guests. **No one under 16 is permitted at the Show during exhibit removal.** All exhibits must be picked up by 8:30 pm. Exhibits not picked up during the assigned time will be charged a return mailing fee.

Parking and credential details will be provided to all accepted exhibitors closer to the Show date.

RETURN MAILING FEE

To help defray the cost of postage for entries that need to be returned by mail, there is a nonrefundable return mail fee associated with each exhibit item. Exhibits being returned to the U.S. or Canada must contain a self-addressed prepaid label. Do not use stamps to pay for postage. For exhibits being returned **outside** the U.S. or Canada, the fee is \$80 for each. PHS cannot confirm your status as an exhibitor until payment is received.

PLEASE NOTE: No international checks or money orders can be accepted. International (including Canada) payments must be made online at time of entry. Exhibitors must select the option for return mailing on the entry form and pay at time of entry. You will receive a receipt of payment addressed to the email listed on your entry form. You may be charged an additional fee by your credit card company. U.S. checks are still accepted. Email compclasses@pennhort.org for details on how to pay by check.

If you pick up your entry after the Show closes, no return mailing fee is needed.

NOT PERMITTED (ALL CLASSES)

- Overlays of non-plant material; underlays, including lamination or glossy paper of any kind; patterned mat board. Monochromatic fabric may be used in lieu of mat board for background.
- Fabric, rice paper, lace, matting, or pictures used as part of the design or in place of plant material in the design. Exception: Mixed Media Class 144.
- Lamination with plastic or coating of plant material. Exception: Class 143 may be coated with clear **matte** (not glossy) spray for protection.
- Drawing or painting of backgrounds. Entries with visible pencil marks will not be accepted. Exception: Mixed Media Class 144.
- Artificial plant material of any kind. Artificial coloring or enhancing of plant material. No glitter, visible glue, or shine is permitted.
- Three-dimensional plant material, such as seeds of any kind, twigs, small branches, or any other plant material that is not flat. Exception: Class 143.
- Your signature on artwork.
- No copyrighted images, characters, brand names and/or logos of current commercial products are permitted without written permission from the product’s producer, manufacturer, or owner. Show Management must also approve.
- Flags of nations, states, municipalities, or other governmental entities.
- See also the list of permitted/not permitted items on page 13.

PRESSED PLANT CLASSES SCALE OF POINTS

Originality	
Imaginative interpretation of class title.....	10
Originality of depiction.....	15
Design	
Creativity and scale of piece	10
Unity and rhythm.....	10
Craftsmanship	
Mechanics	15
Condition and choice of material	
Difficulty of pressed plant material.....	10
Imaginative choice and quality of pressed plants (no tears, wrinkles, enhancements) ...	10
Color	
Harmony of color to enhance design.....	10
Balance in texture and shape of material.....	10
Total	100

Flower Show Pressed Plants Workshops

Sat., Oct. 7, 10 am – 12 pm, and Sat., Nov. 18, 10 am – 12 pm (same program)
Town Hall (first floor), PHS, 100 N 20th St, Philadelphia, PA 19103-1495

Interested in entering the Pressed Plant section of the Flower Show? In this hands-on workshop, participants will learn how to execute a pressed plant scene, including pressing methods, storage, project sketch and execution. You must be 18 years or older to attend this workshop.

Fee: \$10 for PHS members; \$15 for non-members. Registration is required. To register, go to phsonline.org/the-flower-show/participate/exhibit/artistic-classes. On Saturdays, parking is available under the building on a first-come, first-served basis.

Botanical Arts Program: Putting the FUN in Fundamentals

Sat., Dec. 2, 10 am – 12 pm

Town Hall (first floor), PHS, 100 N 20th St, Philadelphia, PA 19103-1495

Learn the fundamentals of Botanical Arts and how entries are critiqued. The presenters will show examples of past award-winning entries and demonstrate tips and tricks that will help take *your* entries to the next level.

Free. Registration is required at phsonline.org/the-flower-show/participate/exhibit/artistic-classes. On Saturdays, parking is available under the building on a first-come, first-served basis.

BOTANICAL ARTS CLASSES

Botanical Arts classes feature authentic-looking jewelry and accessory designs created from dried plant material. Entries must appear to be wearable and functional. Each class is limited to 6 entries.

Chair..... Lisa Walker 215-858-3885 lwalker3@gmail.com
Advisor Hollis Bauer 917- 359-2407 holldollnj@mac.com

Class Chairs/Advisors provide support to exhibitors to ensure the proper completion of all paperwork and compliance with all rules leading up to and during the Show. Class Chairs/Advisors should be contacted for questions regarding the clarification of rules or Class descriptions. Class Chairs/Advisors are not permitted to give design advice. If the Chairs or Advisors cannot be reached, PHS staff are available to answer your questions.

For questions about the entry process, or to confirm your application, please email compclasses@pennhort.org.

CLASSES

180 FASHIONABLE FLOWERS (EXPERT)

Design a clutch purse inspired by an artist who frequently features flowers and gardens in their art. A 25-word (maximum) intent is required. Displayed on the flat bottom portion of the display case. Open only to exhibitors who have been awarded a Blue ribbon in the Jewelry Classes at a previous PHS Philadelphia Flower Show.

181 GARDENER'S BOUNTY

Design a produce (fruit and vegetable) garden-themed charm bracelet. Displayed on the angled backdrop of the display case, neutral fabric.

182 HORT COUTURE

Challenge Class: Design a horticulturally inspired choker style necklace from the list of 12 materials. A minimum of 6 must be used. The list of materials will be supplied with your acceptance letter in November. Displayed on the angled backdrop of the display case, neutral fabric.

183 OPPOSITES ATTRACT

Design two individual earrings that represent complementary forces that coexist in nature. A neutral display form will be provided at installation: 6.5" high, crossbar 2.5" wide, 2" between holes.

184 VIBRANT BLOOM

Design a flower statement ring. A single bloom should be the focal point. A neutral ring display stand provided at installation measures 2" wide x 2" high x 2" deep.

185 PRECIOUS POLLINATORS

Youth Class: Open only to high-school students. Design a pin/brooch interpreting your favorite garden-friendly insect. Exhibit must be a minimum of 2" in all directions and not to exceed 4" in all directions. Displayed on the angled backdrop of the display case, neutral fabric.

BOTANICAL ARTS RULES AND GUIDELINES

See also General Rules (pages 6-8) and the list of permitted/not permitted items (page 13).

- Submit your entry form. Enter online at PHSjoin.formstack.com/forms/2024_botanical_art. To receive a paper copy of entry form, email your request to compclasses@pennhort.org or call 215-988-8850.
- Entries are accepted on a first-come, first-served basis and will be acknowledged beginning in November.
- Because of limited space in Botanical Arts classes, each exhibitor may make only one entry.
- Entries may not exceed 8" wide by 10" high. Specific class dimensions supersede this size limitation.
- Original designs only. All exhibits must be your own original design and must not have previously been entered in the PHS Philadelphia Flower Show.

- Jewelry must appear to be wearable and functional. For instance, jewelry must be sized to wear and include a working or implied fastener.
- Display cases open in the front. All entries will be staged against a neutral background. The base on which the exhibits are installed is on an angle, like a drafting table, unless noted otherwise in the class description. Direct questions about staging props to the Botanical Arts Chair, Vice Chair or Class Advisor.
- Only dried plant material may be used. Select plant material for shapes and textures that will support the design and structure of your creation.
- Artists are encouraged to create textural details and relief design through the use of plant material.
- **Permitted:** Dried flowers, foliage, seeds, pods, peas, beans, corn, nuts (in or out of shells), grapevine twigs, basket reeds, etc.
- **Not permitted:** Carved wood, epoxy resin, manufactured materials (e.g., pasta, couscous, craft wood, plant-based string, toothpicks), clay, seashells, real or simulated gems, **loose** glitter, byproducts of plants (e.g., pine sap, pine resin, pollen, extracted components such as juice). No exceptions.
- **Treatment of plant material:** Paint, lacquer, and gloss finishes should be carefully applied in thin coats. Paint or polish with shimmer, pearlized, metallic, and sparkle is permitted, but no large pieces of glitter. Applied finishes must be fully dry before staging, or the exhibit will not be passed.
- Mechanics must not be visible. Non-plant material may be used for construction but must not be able to be seen. String, cording, backing, and other structural components must be completely concealed with permitted dried plant material.
- Contact the class Chair or Vice Chair in advance with all questions about the suitability of plant material or the intended treatment of plant material to ensure that all entries can be passed and entered for competition.
- Entries that do not follow guidelines will need to be altered before they are passed in order to be judged. Entries not passed will not be staged and exhibited.
- A white 5" x 7" nomenclature card with mounted, untreated samples of the materials you have used is required and will be displayed with your entry. Instructions for submitting the information for this card will be sent with your acceptance letter.
- Use of endangered or threatened plant material is prohibited. Exhibiting any plant on the United States List of Endangered and Threatened Plants is prohibited in the Philadelphia Flower Show. A current list is available at www.iucnredlist.org/
- For Botanical Arts scales of points, see page 24.

INSTALLATION AND REMOVAL (ALL CLASSES)

- **Drop-off, Passing and Staging:** Wednesday, February 28, 2024, from 1 pm – 4 pm or as arranged with the Chair and Advisor.
- **Judging:** Thursday, February 29
- **Removal:** Sunday, March 10, 2024, promptly after the Show is cleared of guests (approx. 6:30 pm – 7 pm). **No one under 16 is permitted on site at tear-down.**
- You must install your exhibit, although the Chair, Vice Chair, and Advisor will be available to help. Bring all mechanics with you, including fine pins and pliers with wire cutters for securing your entries into the foamcore base of the display case. If you have questions about this procedure, please contact the Chair or Vice Chair.
- Special considerations may be made for exhibitors living outside a 150-mile radius of the Pennsylvania Convention Center. With prior approval and at the risk of the exhibitor, the Chair or Vice Chair can install the entry. Contact the Botanical Arts Advisor or Chair to make arrangements. **Mailed entries must be received no later than February 17, 2024.** Submit approved mail entries to Lisa Walker, 704 Wyndmoor Avenue, Wyndmoor, PA 19038.
- **Return Mailing:** Exhibits being returned by mail are done at the risk of the exhibitor. Precautions will be made to secure the exhibit for mailing. All mailings must include a **pre-addressed label, prepaid return label, and packaging material.** Exhibits will not be mailed back unless all these items are supplied. **Do not send stamps, cash, or checks.**

PHOTOGRAPHY CLASSES

Chair.....Kate Fahey 610- 312-3654 katefahey7@gmail.com
Vice Chair Elizabeth Harper 315-729-8962 elizabethharper@verizon.net

The Chairs are the advisors to the Photography classes. Chairs should be contacted for questions regarding clarification of rules or Class descriptions.

CLASS DESCRIPTIONS

Please review the rules below that explain the new print-size requirements.

191 NEIGHBOR

A photo of an intimate landscape of your neighborhood, stoop, or yard.

Intimate Landscapes: Landscapes that exclude the horizon and are pared down to small scenes. Color. Limited to 8 finalists.

192 COMMUNITY

A photo of your favorite cultural landscape from your community or travels.

Cultural Landscape: The combined works of nature and man that provide a sense of place and identity. Cultural landscapes include designed landscapes or gardens, historic sites, and those that evolved through use by people and now reflect those everyday lives. Color. Limited to 8 finalists.

193 HARVEST

A photo of a Community Garden that may feature the members at work. Color. Limited to 8 finalists.

194 REST

A macro image of a flower where the entire frame is filled by the flower details and no background is visible. Color. Limited to 8 finalists.

195 FREE

A colorful portrait of a bird in its natural habitat. Color. Limited to 8 finalists.

196 CONNECT

A triptych featuring a floral/plant family unified by color, species, or life cycles. The print must include a border between the images and may have a border around the perimeter.

Triptych: A picture that has three panels placed next to each other. Color. Limited to 8 finalists.

197 PLAY

An image of vegetables using creative techniques.

Creative Techniques: The use of manipulation or alteration in any stage of the photographic process to achieve an effect that the original subject is no longer discernible or reflective of reality. Compositing techniques are allowed. Color. Limited to 8 finalists.

198 GATHER

A still life image that includes flowers, vegetables, or fruits, using orange as a dominant or focal color.

Still Life: A photograph of an intentionally composed arrangement of inanimate objects. Color. Limited to 8 finalists.

IMPORTANT DATES

- Photography registration opens September 15, 2023
- Photography registration closes October 31, 2023
- Finalists and non-finalists notified by January 5, 2024
- Prints must be received by February 12, 2024

PHOTOGRAPHY ENTRY RULES AND GUIDELINES

- The Photography classes are limited to amateur photographers only. An amateur is a person who earns less than 50% of their income from photography.
- All exhibits must be original and never before entered in the PHS Philadelphia Flower Show or any other flower show. Please note: No previously published photography is to be copied in any form.
- ALL Photography classes require online registration and will be juried to determine the finalists for display in the Show (see final submission rules below).

- **Online submissions to the jury must be full resolution and a minimum 2 megabytes file size and a maximum of 25 megabytes.**
- Please pay particular attention to the **new image aspect ratio and size requirements** for each class. The new size specifications allow for flexibility in the aspect ratio of prints. Print size is expressed as an overall perimeter measurement.
- **You may make only one entry per class and cannot enter more than three classes in total.**
- No image may be entered in more than one class.
- The first 35 entries received per class, with correct specifications, by date of receipt, will be submitted to the jury. From these, finalists will be selected
- Classes that fill before the deadline will be closed to any further submissions.
- All work must be done by the exhibitor, including any editing or digital manipulation of the photo.
- All photography submissions must be submitted through Formstack, an online service, using the URL below. On Formstack, you will be prompted to complete an online entry form and submit a digital copy of your photograph.
- Digital manipulation of photographs is allowed. No graphics may be added (e.g., no borders), unless specified. Exception: Class 196 CONNECT requires a border.
- Images of brand names and/or logos of current commercial products are not permitted.
- Images of flags of nations, states, municipalities, or other governmental entities are not permitted.
- To submit an entry, go to PHSjoin.formstack.com/forms/2024photographyentries and complete the form. **New:** Rename photographs before uploading to the entry form and submit photographs with the following format: first name, last name, class number (example: Kate.Fahey.191.jpg).

NEW SIZE SPECIFICATIONS:

To allow for flexibility in the aspect ratio of images, print size is expressed as an overall perimeter measurement. Overall dimension of entry must be a minimum of 50" and a maximum of 64" in total perimeter measurement. The maximum dimension on either axis of the print is 18".

2024 Size Ranges	50" to 64"	Aspect Ratio
10x15	10+10+15+15 = 50"	1:5
11x14	11+11+14+14 = 50"	1:27
10x18	10+10+18+18 = 56"	1:8
14x14	14+14+14+14 = 56"	1:1
12x18	12+12+18+18 = 60"	1:5
14x18	14+14+18+18 = 64"	1:28
16x16	16+16+16+16 = 64"	1:1
Minimum axis	10	
Maximum axis	18	

PHOTOGRAPHY REQUIREMENTS FOR FINAL SUBMISSION

- All photographs must be printed on lustre paper. Lustre is a finish between glossy and matte. Some companies use the term semi-glossy. No glossy, satin, matte, canvas, or metal photographs will be accepted.
- Printing and mounting may be done professionally.
- Portrait orientation, landscape orientation, or square is acceptable as long as the size requirements are met.
- All photographs must be mounted on black foamcore and cut to the photograph's edge (no borders). Black foamcore must be a standard thickness of 3/16" (5mm). Entries not meeting proper dimensions will not be judged or exhibited. See *size specifications above*.
- The printed photograph must match the submitted digital image in all respects of editing, color, cropping, and/or manipulation.

- Make sure to package the print very carefully to avoid damage during transit.
- Your name, address, and class number must appear on the back of each photograph. The top of the photograph must be indicated. Please do not send photos directly from the printer.
- Finalists may be required to complete a model release form provided by PHS.

DELIVERY AND INSTALLATION

- All exhibits must be received by the Photography Chair, Kate Fahey, by February 12, 2024.
- Please contact Kate at katefahey7@gmail.com to inform her when your photo has been mailed or to arrange in-person delivery. Kate’s address is:

Kate Fahey
302 Freedom Court
Newtown Square, PA 19073

- All photographs will be passed by the Photography Committee upon receipt to verify that class specifications have been met and the photograph is in good condition. If a photograph is NOT passed, the exhibitor will be notified and allowed, if time permits, to make the necessary changes and submit a replacement.
- If a print is damaged in transit, the Photography Committee will notify the exhibitor, who will be requested to submit a replacement.
- PHS will use double-stick tape or something similar to adhere the photos and identification cards to the display panels. These attachments may be permanent.

REMOVAL

- **Comment cards and awards will be mailed to each exhibitor after the Show.**
- **Please consider allowing PHS to donate your photo to a local non-profit organization, school, etc.**
- **If you prefer to have your photo returned, please follow the guidelines below.**
- **Pick-Up:** Sunday, March 10, between 6:30 pm and 7 pm, from the Photography display area at the Pennsylvania Convention Center, after the Show closes to the public. Exhibitors may make arrangements with Kate or Elizabeth for pick-up after the Show.
- **Return Mailing:** Exhibits being returned by mail must include a **self-addressed prepaid return label and suitably sized bubble envelope** for return shipping. Please do not use stamps on the return envelope. Boxes used to ship your print(s) to the show will NOT be saved for the return of prints. **Do not send stamps**—envelopes with stamps will not be returned.
- If mailing requirements are not met or if no return is requested, photos will be donated to local non-profit organizations, schools, etc.
- While PHS will exercise due caution in safeguarding exhibits, responsibility for damage or loss cannot be assumed.

PHOTOGRAPHY SCALE OF POINTS

Creativity	25
Composition	25
Technical proficiency	20
Quality of light and tonal range	10
Interpretation of class	15
Distinction	5
Total	100

BOTANICAL ARTS SCALE OF POINTS

Design	30
Craftsmanship	25
Originality	20
Interpretation of theme	15
Distinction	10
Total	100

DESIGN CLASSES

The Design classes require considerable advance planning. Registration for these classes takes place before the *Exhibitor's Guide* is published, and the classes are filled on a first-come, first-served basis in the spring and summer. Meetings are scheduled throughout the year to review exhibitors' plans, explain the logistics, etc. If you are interested in exhibiting in these classes in the future, please write to Competitive Classes, The Pennsylvania Horticultural Society, 100 N. 20th St., 5th Floor, Philadelphia, PA 19103-1495, or email compclasses@pennhort.org.

Please note: Arrangement Rules (Permitted/Not Permitted) on page 13 also apply to Design Classes, except that dioramas are permitted in Miniature Settings.

GARDEN ROOMS

Chair.....Nancy Deibert 215-880-8636 flrpwr39@gmail.com
Vice Chair.....Dena W. Douglas..... 610-291-1708..... denawdouglas@gmail.com

CLASS 160—BETTER TOGETHER

Design an outdoor gathering space that incorporates a community garden. Staged in an area 16' x 12' x 1' deep. Exhibitors are permitted to add pavers, furniture, and other accessories. No fresh cut flowers. A plant list is required, and all plants must be labeled.

Limited to 4 entries. Judged on Friday, March 1, as Class 160, and Wednesday, March 6, as Class 160A. Subsidy: \$2,000.

TABLESCAPES

Chair.....Carol Simonetti 610-207-8713 moonbeam@ptd.net
Vice Chair.....Jacqui Bowman 215)490-8549..... jaxbwork@gmail.com

CLASS 161—CELEBRATE!

Design a setting for a celebration. Name the celebration. To be staged on a platform 12' wide x 10' deep x 4" high, with an 8' back wall and an 8' high by 6' deep wall on one side. Exhibitors must include a table and are permitted to include additional furniture and other accessories. Rooted plants are required. Fresh cut flowers are allowed. A plant list is required for all plants in soil, and those plants must be labeled.

Limited to 4 entries. Judged on Friday, March 1, as Class 161, and Wednesday, March 6, as Class 161A. Subsidy: \$1,500.

STORE WINDOWS

Chair.....Bonnie M. Hays 610-656-1081 bonniehays@comcast.net
Vice Chair.....Patsy Walls..... 610-547-5847 patricialeighmw@gmail.com

CLASS 156: OPEN FOR BUSINESS

Design a Philadelphia-themed store window display. To be staged on a platform 10'4" x 6', 18" above floor. Windows are 9'6" wide by 5'10" high, 26" above floor. The interior walls are 8' high; exterior walls are 10' high. The store type or display product must be named in the intent; no duplicates are permitted. The exhibit must contain fresh cut flowers. Treated dried plant material, dried treated plant material, and accessories are permitted. Rooted plants are permitted. A plant list is required for all plants in soil.

Limited to 4 entries. Judged on Friday March 1, as Class 156, and Wednesday, March 6, as Class 156A. Subsidy: \$750.

ARBORS

Chair.....Carol Perovich 610-442-4122 carolperovich@gmail.com
Vice Chair.....Mark Pulcini 267-294-5696 markpulcini@hotmail.com

CLASS 137: PICTURE PERFECT

Design a bold arbor and garden incorporating repurposed material. Staged in an area 8' x 6' x 1' deep. Must contain an arbor. Uncut fruits and vegetables and fresh cut flowers are permitted. Accessories are permitted with Committee approval. Rooted plants are required. A plant list is required for all plants in soil.

Limited to 4 entries. Judged on Friday, March 1, as Class 137 and Wednesday, March 6, as Class 137A. Subsidy: \$500.

GARDEN GATES

Chair.....Dawn DiGiovanni 610-324-6472 ddgiovann@brynmawr.edu
Vice Chair.....Lisa Armstrong..... 215-962-3154 ljoan.armstrong@gmail.com

CLASS 165: GATEWAY TO . . .

Novice Class, open only to exhibitors who have not won a Blue ribbon in a Design class at the PHS Philadelphia Flower Show prior to 2024.

Design an entrance to a real or imaginary place of your choice. Name the time and place. Staged in an area 6' x 4' x 1' deep. Accessories are permitted. No cut flowers. A plant list is required.

Limited to 4 entries. Judged on Friday, March 1, as Class 165, and Wednesday, March 6, as Class 165A. Subsidy: \$300.

MINIATURE SETTINGS

Chair.....Midge Ingersoll 856-235-1877 lnk5606@gmail.com
Co-Vice ChairChristine Jackson..... 610-888-4031 camprich@comcast.net
Co-Vice ChairLiz Murray..... 267-687-2648 lizmurray272@gmail.com

CLASSES 135 AND 136—BE OUR GUEST!

Create a setting for a special event somewhere in the world. Name the location and event. You must use at least 8 live plants. A plant list is required. Scale: one inch equals one foot. These classes will be juried.

Minimum of 4 and maximum of 6 entries in each class. Judged on Thursday, February 29. Subsidy: \$400.

FRONT STOOPS

Chair.....Joy Chaffin..... 717-719-9777 joysbdc@gmail.com
Vice Chair.....Annmarie Wileczek 856-304-7811 Annmarie@easyprotection.com

CLASS 167: Join the Party!

Design a wreath and container collection for a special event or holiday. Name the event or holiday. Wreaths must consist primarily of fresh and dried plant material. Doorways include a door in a frame, a landing, and one step. Exhibitors will be provided with their doors in advance. Accessories are permitted. No fresh cut flowers. A plant list is required for all plants in soil.

Judged on Friday, March 1; removed Wednesday, March 6. Limited to 4 entries. Subsidy: \$150.

CLASS 168: Welcome to the Neighborhood

Design a wreath and container collection reminiscent of an iconic neighborhood. Name the neighborhood. Wreaths must consist primarily of fresh and dried plant material. Doorways include a door in a frame, a landing, and one step. Exhibitors will be provided with their doors in advance. Accessories are permitted. No fresh cut flowers. A plant list is required for all plants in soil.

Judged on Wednesday, March 6. Limited to 4 entries. Subsidy: \$150.

HORTICULTURE AND ORCHID CLASSES

Horticulture Committee

Co-Chair	Thomas Hawkins	484-680-3716	susmay100@gmail.com
Co-Chair	Brenda S. Krammes	302-753-4693	brendakrammes@yahoo.com
Co-Chair	Brooke McInnes	610-348-4533	brookemci@aol.com
Vice Chair	Joseph L. Alvarez	609-675-4489	phytaman@verizon.net
Advisor	Diane Newbury	215-242-5973	newburyde@gmail.com
Advisor	Scheraz Mahushukeen ..	610-457-0961	mahscheri@yahoo.com
Advisor	Nancy D. Baxter	267-738-7578	baxboxndb@gmail.com
Advisor	Middy Dorrance	484-432-4236	midtim@comcast.net

Orchid Classes

Co-Chair	Robert Thuener	609-922-9934	rkthuener@msn.com
Advisor	MaryAnn Denver	732-539-7723	mdenver6@yahoo.com

Horticulture rules apply to Orchid classes as well.

IMPORTANT DATES FOR 2024 SHOW

2023

- Sat., Sept. 30—Challenge Plant Program and challenge plant pick-up.
- Sat., Oct. 21—Program: Mastering the Horticult Entry Process.
- Fri., Dec. 1—All plants entered in the Horticult must be in your possession by this date unless otherwise noted.
- Fri., Dec. 1—FSDB is open for online pre-entries.

2024

- Sat., Jan. 13—Program: Plant Grooming 101.
- Wed., Jan. 31—Pre-Entry Deadline.**
- Thurs., Feb. 1—Deadline to contact Horticulture Committee members re: accessories, etc.
- Wed., Feb. 14—Deadline for preliminary plant list for entries with 2 or more plants.
- Wed., Feb. 14—Last date to add or change plant names for entries.
- Thurs., Feb. 29—Entries passed, recorded, staged: 1 pm–5:30 pm.
- Fri., Mar. 1—Entries passed, recorded, staged: 7 am–9:30 am.
- Mon., Mar. 4—Entries passed, recorded, staged: 7 am–9:30 am.
- Thurs., Mar. 7—Entries passed, recorded, staged: 7 am–9:30 am.
- Sun., Mar. 10—Entries removed after Show closes to the public (starting around 6:30 pm).

Beginner's Luck Classes	38, 50
Challenge Classes	50
Daily Specials	51, 52
Definitions	28
Enter All Days (EAD)	31
Entry and Award Points	56
Entry Procedures	30
Entry Schedule	32
Flower Show Botanical Database (FSDB)	33
General Flower Show Rules and Information	6
Grooming and Watering at the Show	36
Horticulture and Orchid Classes Rules	29
Horticulture Classes Lists	38
Judging	37
Orchid Classes Lists	54
Passing and Recording	36
Plant Identification	32
Plant Identification Cards (4x6 cards)	34
Plant Preparation; Pots and Containers	35
Programs for Exhibitors	53
Taking Entries to the Show	36
Novice Classes	38, 39, 41, 43, 44, 47, 54, 55
Youth Classes	38, 44, 55

HORTICULTURE CLASSES DEFINITIONS

- **Accessories:** Artificial elements such as ceramic frogs or miniature tables.
- **Beginner's Luck classes:** Open only to first-time exhibitors in the Horticulture classes. The exhibitor is considered a beginner for all judging cycles of the current Show.
- **Challenge classes:** All exhibitors start with the same plants and grow them for competition. Only plants purchased from PHS are eligible to be entered.
- **Episcia bowl:** A shallow bowl with a clear plastic dome, often with a hole in the center to allow some air circulation while maintaining high humidity.
- **Enter All Days (EAD):** EAD entries may only be made in classes designated "Eligible for EAD" in the *Exhibitor's Guide*. See page 31.
- **Flowering plants** must be in bloom. **Non-flowering plants** must not be in bloom.
- **Foliage plants:** Plants exhibited primarily for foliage will be classified as such, although a few flowers or buds on non-orchid plants are acceptable. Orchids may not be in flower.
- **Formal vs. informal:** Plants pruned and/or trained, altering their natural form or shape, are considered formal. All other plants, although selectively pruned for grooming purposes, are considered informal. No trellis or framework is allowed in an informal class; a single stake is allowed.
- **Hardy:** Plants that can reliably survive outdoor winter conditions in the Greater Philadelphia region are considered hardy. Entries need not have been grown outdoors.
- **Miniature plants are mature plants of miniature stature** (also known as "true miniatures"), not just young or small plants that will eventually grow into large plants. Please see additional information in the Miniature Plant section, page 49.
- **Novice Classes:** Novice classes are only open to exhibitors who have not won a Blue ribbon awarded by the PHS Philadelphia Flower Show prior to 2024 within designated divisions of the Show. **If an exhibitor wins a Blue ribbon in a Novice Class in 2024, the exhibitor may remain in subsequent Novice classes within that designated division through the remainder of the 2024 Show.** Designated divisions include Bulbs, General Horticulture, and Orchids.
- **Plants grown in house or office:** Plants that are grown in exhibitor's home or office, not in a greenhouse.
- **Rock garden plants:** Rock garden plants are small-scale plants that thrive in well-drained stony or sandy soil; in the wild they are typically found in the mountains or other rocky habitats.
- **Show quality:** Plants should have a vigorous, healthy appearance (including foliage, flowers or fruit) and a form characteristic of a well-grown plant. See also "What Do the Judges Look For" on page 37.
- **Terrariums:** Glass or clear plastic containers for displaying plants, **especially plants that need high humidity.** Terrariums must have **clear covers.**
- **Wardian-Style cases:** Glass enclosures employing a metal or wooden frame; they should resemble greenhouses or conservatories, should include a roof, and must be capable of being closed. **Wardian-style cases should display plants that need high humidity.**
- **Youth classes:** Eligibility is listed in each Youth class. See box on page 1 for assistance for teachers and youth-group leaders.

TIPS FOR EXHIBITORS

You can find links to YouTube videos about how to enter the Show and the judging process at pennhort.libguides.com/FlowerShowTipsOnEnteringCompetitiveClasses.

The Flower Show website (PHSONline.org/the-flower-show/plant-entries) will also include links to various documents (e.g., horticulture point scales, logistics) as they become available. We suggest that you check it periodically for updates.

HORTICULTURE AND ORCHID CLASSES RULES

- Anyone can enter the PHS Philadelphia Flower Show. You do not have to be a member of any garden club or horticultural organization (including PHS). However, there are many benefits of PHS membership—see [PHSONline.org/support-phs/membership](https://phsonline.org/support-phs/membership)
- Plants entered in the Flower Show must be of Show quality in form and condition, free of pests and diseases.
- All plants must be in your possession by December 1, 2023, unless otherwise specified.
- FSDB (Flower Show Database) is the online system for registering your entries, updating your plant lists, and monitoring your scores. FSDB opens for pre-registration on December 1, 2023 (see page 30).
- If you cannot enter online, please request a paper form from compclasses@pennhort.org or write to Competitive Classes, PHS, 100 N 20th St, Philadelphia, PA 19103-1495.
- **Online pre-registration closes at midnight on Wednesday, January 31. Paper forms must be received at PHS by January 31 (not postmarked January 31).** You may add or change the names of plants being entered until midnight on Wednesday, February 14 (see page 33).
- The preliminary plant list for entries with two (2) or more different plants must be received by February 14 (see page 33). This can be done in the FSDB entry.
- Post-entries are limited to **six (6)** entries in Horticulture classes and **six (6)** in Orchid classes for each judging day (see page 30).
- For most classes, you may make up to **three (3)** entries per class unless otherwise specified. However, they must be of **different** species, varieties, or cultivars. (Exceptions: *Clivia* and *Amorphophallus* classes, where you may make up to three (3) entries of the same species per class.)
- You may make only **one (1)** entry per class in “named” classes (e.g., *Narcissus* ‘Jetfire’) or where otherwise specified (e.g., Wardian-Style Cases).
- For most classes, only one plant per pot is permitted. Exceptions: Plants with naturally occurring pups, attached offsets, etc.; terrariums, container gardens, living walls, etc. For bulb classes (including rock garden bulbs), there is no limit to the number of bulbs per pot, unless otherwise specified.
- **Important:** You may **substitute** another plant for one that has been pre-entered in a class, if it fits the requirements of the class. **You will not need to post-enter any substitution for which you already have an unused “reservation” in a class.**
- Exhibitors or their representatives must stay with all entries until they are passed and recorded.
- Every plant must be properly identified (see page 32). Please try to provide the names for all cultivars.
- **The exhibitor’s name must be marked with indelible ink on the bottom of each pot; a cell phone number is also helpful.**
- Wild-collected plants of endangered and threatened species are forbidden in any PHS Philadelphia Flower Show exhibit. It is the responsibility of the exhibitor to make sure these plants are not on exhibit. See General Rule 28 on page 7.
- **New exception:** Orchids may only be entered in classes 5000 through 7215, with one exception—small **foliage** orchids may be accepted in Terrariums and Wardian-Style Cases.
- No bonsai are permitted.
- No water or electrical hookups are permitted for any exhibits.
- Accessories are **not** permitted unless they are specifically allowed in the class description. If in doubt, contact a member of the Horticulture Committee by February 1, 2024. For a definition of accessories, see page 28.
- Food items are **not** permitted as accessories.

- **Plants may not be removed before the designated removal dates or times.** Neither PHS nor the Committee can be responsible for plants left beyond removal times (between 6:30 am and 7 am on Monday, March 4, and Thursday, March 7; between approximately 6:30 pm to 8 pm on closing day, March 10).

ENTRY PROCEDURES

The Horticulture classes Rules and Entry Procedures sections provide the answers to most questions about exhibiting. If you require further support, please contact one of the members of the Horticulture or Orchid Committees.

PRE-ENTERING THE SHOW

- **THE DEADLINE FOR PRE-ENTRIES IS JANUARY 31, 2024.**
- We encourage exhibitors to pre-register (“pre-enter”) their entries so that nomenclature can be verified and official PHS cards can be prepared in advance. Pre-entering is advantageous because there are no limits on the number of entries exhibitors can make (within class limits). In addition, pre-entries qualify for entry points (see page 56). Exhibitors should read the *Guide* carefully to determine which classes to enter. Careful attention to class regulations and requirements (e.g., pot sizes) is important.
- There is no penalty if exhibitors do not exhibit all the plants that they have pre-entered.

THREE WAYS TO PRE-ENTER

- The preferred way is to use FSDB (Flower Show Database), the online registration system for Horticulture entries (register.theflowershow.com/SignIn.aspx). The online system will be available for **pre-entry** from December 1, 2023, through January 31, 2024.
- After December 1, you may download a paper entry form from PHSONline.org/the-flower-show/plant-entries, request one from compclasses@pennhort.org, or write to Competitive Classes, PHS, 100 N 20th St, Philadelphia, PA 19103-1495.
- You may submit a **typed or computer-generated list** of entries using a format similar to the official entry form. Use at least 12-point type; use gridlines if possible; allow space for the nomenclature checkers to make notations; and make sure your name is at the top of each page. Fill out the top of the official entry form and attach it to your typed or computerized list.

PRE-ENTRY SUBMISSION AND ACKNOWLEDGMENT

- **Pre-entry forms (online or on paper) must be received at PHS by January 31, 2024 (not postmarked January 31).** Entries received after that deadline or entered at the Show will be considered post-entries (see below).
- You can check the status of your pre-entries entered via FSDB on the My Entries tab of your account. If the Status is “To Be Entered,” you must click on the Checkout button to complete the process. “Submitted” indicates that the plant name needs to be verified by the Nomenclature volunteers; once that happens, or if the plant name is already in the system, the entry will be marked “Accepted.” Click on “Save to pdf” above the Status column to create a printable entry list.
- All exhibitors who have pre-entered will be mailed a packet in mid-February containing credentials for admittance to the Pennsylvania Convention Center, parking information, and other pertinent information.

POST-ENTRIES

- You should make every effort to pre-enter any plants that you think might be suitable for exhibition, even if those plants do not eventually make it to the Show.
- However, if you miss the pre-entry deadline (January 31, 2024)—**or if you have pre-entered some plants and realize that some additional plants look great at Show time**—you can “post-enter” up to a total of **six (6)** entries in Horticulture classes and up to **six (6)** entries in Orchid classes on each entry day. Within each class, the number of entries per class, including post-entries, cannot exceed three (3) or the number permitted as stated for that class (e.g., a named bulb).

- **Remember:** You may **substitute** another plant for one that has been pre-entered in a **class if it fits the requirements of the class. You will not need to post-enter any substitution for which you already have an unused “reservation” in a class.**
- **If you have not pre-entered any plants and wish to post-enter, you must contact PHS (call 215-988-8822 or email FSDB@pennhort.org) to request entry credentials.**
- Make every effort to correctly identify your plants. Provide two (2) 4"×6" cards for each entry (see page 34).
- Go to the Post-Entry Window on the Show floor to register. Please note the Post-Entry closing times listed on each entry day schedule.
- If you have also pre-entered, please be sure to use the same form of name that you used on pre-entries. This assures that you receive proper credit for all your entries.
- After you have post-entered your plants, please notify a passer, recorder, or the Horticulture chairs that you have post-entry plants ready for passing and recording.
- **Reminder:** Plants that you are substituting for pre-entered plants are **not** considered post-entries.
- Post-entries receive award points but only receive entry points on Second Thursday, March 7.

ENTER ALL DAYS (EAD)

- Enter All Days (EAD) classes are for plants that do not need grooming throughout the Show (primarily succulent and/or nonflowering plants).
- Plants entered as EAD on the first judging day are automatically entered on subsequent judging days. Exhibitors may also enter EAD classes in the traditional way (that is, re-entering each entry day).
- EAD plants will be judged on all three judging days; any ribbons and rosette awards during the week will be collected by the Horticulture Committee and given to exhibitors at tear-down.
Please note: The EAD entry process is only available for entries in classes designated “Eligible for EAD” in the Exhibitor’s Guide. Entering a plant on all three entry days does not necessarily mean that it is an EAD entry. It must be entered as an EAD entry in an EAD-eligible class and must have an EAD designation on your entry list.
- **Only plants that have been pre-entered (online or on paper) in EAD classes can take part in EAD.** Plants that have been pre-entered as EAD are identified with the letters EAD after the PHS ID number on the entry list as well as on the PHS card displayed after judging.
- **Reminder:** All EAD plants must be entered in the Show on Thursday, February 29, or Friday, March 1, in the EAD class in which they were pre-entered **and must remain in the Show for all three judging days.** No plants can be entered using EAD on Monday and Thursday or by post-entry. **You will be required to agree to these terms when pre-registering each EAD entry.**
- An EAD plant cannot be replaced with another plant after the first entry day.
- Moving EAD entries at the Show is strongly discouraged. Once a plant has been entered as an EAD entry, it cannot be moved into a different class as an EAD—it must be entered in the new class as a post-entry and will no longer be eligible for pre-entry points in the new class.
- **Four (4) 4"×6" plant identification cards (page 34) are required for each EAD entry. The 4"×6" cards must contain all three class numbers (2xxx, 3xxx, 4xxx; 5xxx, 6xxx, 7xxx) listed one under another and all three PHS ID numbers (see page 34 for an example).**
- Detailed instructions about the EAD process will be part of the entry process if you enter online. Instruction reminders will be mailed with your credential packets in February and will also be available closer to Show time at PHSonline.org/the-flower-show/plant-entries.
- **Remember:** Entering a plant on all three entry days does not automatically make it an EAD entry. If the plant is not in an EAD-eligible class or if there are no EAD letters after the PHS ID in your FSDB entry list, the plant is not an EAD entry, and you must come in on each entry day to re-enter it.

ENTRY SCHEDULE

There are three Horticulture and Orchid entry/judging cycles during the Flower Show.

FRIDAY CLASSES (2002-2730, 5000-5215) Entered, passed, recorded, and staged on two days	Entry times	Remove non-EAD entries	Remove EAD entries
Thursday, February 29*	1:00-5:30 pm	between 6:30 am and 7:00 am on Monday, March 4; may then enter Monday classes	Sunday night between approximately 6:30 pm and 8:00 pm. All plants must be removed by 8 pm
Friday, March 1	7:00-9:30 am (Post-Entry Window closes at 9:15 am)		
MONDAY CLASSES (3002-3735, 6002-6215) Entered, passed, recorded, and staged Monday, March 4	7:00-9:30 am (Post-Entry Window closes at 9:15 am)	between 6:30 am and 7:00 am on Thursday, March 7; may then enter Second Thursday classes	
“SECOND THURSDAY” CLASSES (4002-4750, 7000-7215) Entered, passed, recorded, and staged ** Thursday, March 7	7:00-9:30 am (Post-Entry Window closes at 9:15 am)		Sunday night between approximately 6:30 pm and 8:00 pm. All plants must be removed by 8 pm

* **Note:** If you are entering only one or two plants or are post-entering, we suggest that you plan to arrive **after 3 pm**, by which time many of the exhibitors with large numbers of entries will have been registered.

** **Remember:** On Thursday, March 7, **two (2)** entry points are awarded for each pre-entered plant that is actually entered in the Show; post-entered plants receive one (1) entry point.

PLANT IDENTIFICATION

- Please make every effort to submit correct botanical names on your entry forms so that they can be verified in advance by the Competitive Classes Nomenclature Committee. All plants must be correctly named. Primary references are the PHS Philadelphia Flower Show Database (register.theflowershow.com/Botanicalview.aspx), RHS Plant Finder (rhs.org.uk/plants/search-form), and Plants of the World (powo.science.kew.org/).

For orchids, hybrids are verified via the RHS International Orchid Register (apps.rhs.org.uk/horticulturaldatabase/orchidregister/orchidregister.asp); species are verified via Plants of the World. Orchid genus abbreviations are spelled out; abbreviations adhere to the American Orchid Society (AOS) standard.

- Do not guess.** If you are unsure about a botanical name, it is permissible to use sp. for a species and cv. for a cultivar (e.g., *Begonia* cv.). **Please try to find the name for each cultivar. If in doubt, send a photo to fsdb@pennhort.org, and the Nomenclature committee will try to identify it.** For orchids, spell out the words Species and Hybrid (e.g., *Phalaenopsis* Hybrid).

- If you are entering via the FSDB entry screen, either select a plant name from your My Plants list or start typing the name of the plant in the botanical-name box. If the plant is in the database, it will appear on a drop-down list; click on the name to select it. Tip: Instead of beginning to type at the beginning of the plant name, type the second name or cultivar name—for instance, instead of typing *Narcissus* 'Bridal Crown', just type Bridal Crown.
- If you see instructions to use a different name (e.g., PELARGONIUM 'LEMON CRISPUM' USE: PELARGONIUM CRISPUM), go to the correct name and select it for your entry.
- **If the plant name you enter is not in the database, it will appear in your entry list as a proposed name in red, followed by an asterisk (*), and the entry status will say "Submitted."** The Nomenclature checkers will attempt to verify it using authoritative sources. Please use the updated name they provide.
- **Any corrections for proposed names will be updated on your My Entries list and will be printed on the PHS cards waiting for your entries at the Show.** (If you enter on a paper form, an updated entry list will be included in your credential packet.) **Please note:** Verification of a botanical name does not ensure that a plant is correctly identified or is entered in the appropriate class.
- **You are allowed (and encouraged) to add or change the names of plants being entered via FSDB until midnight on Wednesday, February 14.** This will reduce errors and the number of PHS cards to be reprinted on entry days. Note: You may not add or move entries in FSDB after January 31; the February 14 deadline is only for adding or changing plant names.
- **PRELIMINARY PLANT LISTS:** If you are entering a class that permits two or more different plants per entry (e.g., bulb garden, miniature rock garden, terrarium, stuffed form), you must submit a **preliminary** plant list—online in FSDB, by email to fsdb@pennhort.org, or with your paper entry form by **Wednesday, February 14**. The earlier you submit this list, the sooner it can be checked by the Nomenclature Committee. On the **preliminary** list, it is advisable to include all of the plants that you **might** enter, even if you do not actually include all of those plants as part of your entry. If you are entering via FSDB, you should check your plant list prior to the Show to see if proposed names (in red, followed by an asterisk) have been corrected. If you enter on a paper form, your corrected plant list will be sent in your credential packet. **Please be sure that your final list has the correct names.**

At the Show, you must provide two (2) copies of a **final**, corrected, legible, numbered plant list in waterproof ink on a 4"x6" index card along with the 4"x6" cards required for each entry. You must also provide a diagram of your entry no larger than 8½"x11," with the plants numbered to correspond to your final corrected plant list.

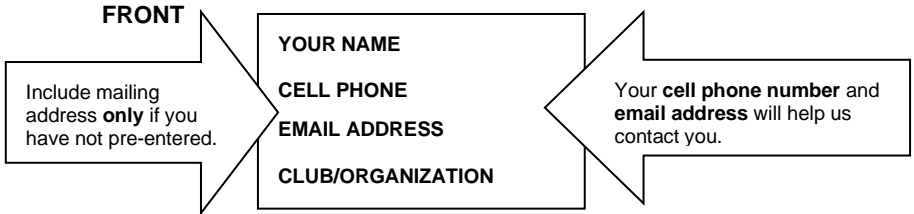
New: For questions about plant identification of your entry at the Flower Show, please check with the volunteers at the Horticulture Information Booth at the center of the Horticourt.

THE FLOWER SHOW BOTANICAL DATABASE (FSDB)

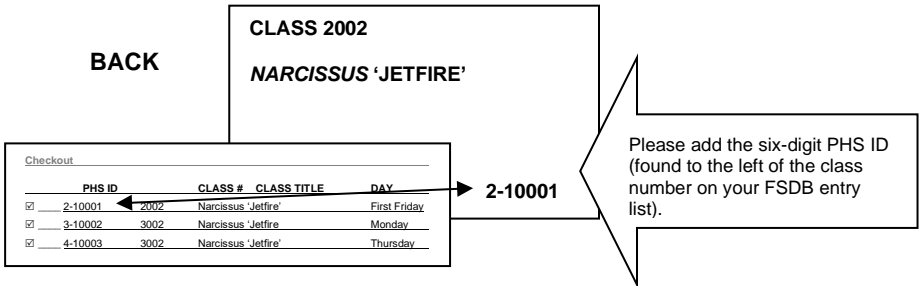
- The PHS Philadelphia Flower Show Botanical Database lists the names of over 20,000 plants that have been entered in the PHS Philadelphia Flower Show over the years. **The Database is updated continuously.** We urge you to use this Database to check the names of plants before you submit them on a plant list or registration form. In many cases, the Database will lead you to photographs or descriptions that will assist you in properly identifying a plant. You can find a link to the database at register.theflowershow.com/Botanicalview.aspx.
- For many of the plants on the list, you will see links to Google Images or Google Search. Those links will take you to pictures of the plants or to more information about them (often including where to buy them). The Pennsylvania Horticultural Society takes no responsibility for the accuracy of this information.
- Do not use any variants of botanical names that you may find using Google Images or Google Search. They may be incorrect or out of date. Use the spelling and punctuation guidelines in the PHS Philadelphia Flower Show Botanical Database.

PLANT IDENTIFICATION CARDS

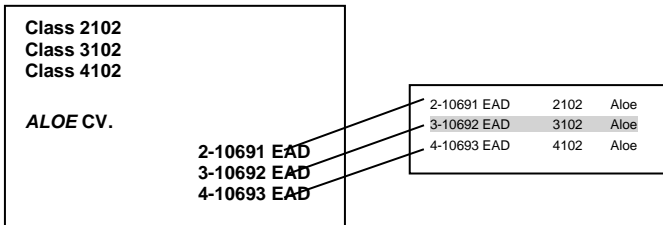
- On **each entry day**, each entry **must** be accompanied by two (2) white 4"×6" cards. **(EAD entries need four (4) cards.) Note:** If your entry consists of more than one (1) pot (e.g., Double Your Pleasure, Parent and Offspring), you must bring **two (2) cards for each plant/pot in the collection.**
- Please use waterproof black ink (e.g., Sharpie).
- On one side of each card, clearly print your name, **best phone number**, email address, and garden club or horticultural organization (if applicable). **Note:** You may use pre-printed labels or rubber stamps if they are easy to read and the form of your name is consistent.



- On the other side of each card, print **the class number and botanical name in LARGE BLOCK LETTERS.** This is the card that the judges see, so legibility and accuracy of nomenclature is to your advantage. **Be sure to incorporate any nomenclature corrections—including spelling—made by the Nomenclature Committee. Please note: Corrections or verifications should not be construed as an acknowledgment that your plants are in the appropriate classes.**



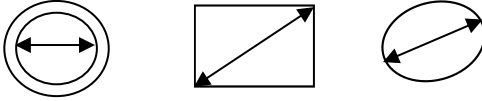
- For each EAD entry, prepare four (4) 4"×6" cards. Please put all three (3) class numbers at the top left of the card and all three (3) PHS ID numbers at the bottom right. Note: PHS ID numbers might not be in consecutive order). Please check carefully before preparing your cards.



PLANT PREPARATION

POTS AND CONTAINERS

- **Pot size** for traditional clay or plastic pots refers to the largest **inside** measurement at the top. Rectangular containers will be measured on the diagonal. Oval containers will be measured at their widest diameter.



- We recognize that obtaining pots of the exact measurements specified for a class can be challenging—you may have metric pots, or handmade pots, or pots from the past, when sizes may have been different. For that reason, we permit a $\frac{1}{2}$ " leeway in size—for example, $7\frac{1}{2}$ " and $8\frac{1}{2}$ " will be accepted for an 8" pot. For all pots under 4", a leeway of only $\frac{1}{4}$ " will be allowed. No further leeway can be given.
- **If no pot size is specified, select a pot that seems appropriate for the size of the plant.**
- Containers should be clean, unobtrusive, and compatible with the exhibit.
- **Strongly recommended**—simple unglazed, unpainted terra-cotta, brown, or black clay pots or other clay pots.
- **Acceptable** (recommended for heavy or hard-to-move plants)—terra-cotta-colored plastic pots, dark green rigid plastic pots, metal pots or tubs, wooden tubs.
- **Also acceptable for orchids and epiphytes**—natural fiber, wooden, or plastic baskets, and undecorated ceramic containers.
- Orchids may be exhibited in a clear closed container not to exceed 18" in any dimension.
- **Not acceptable**—white, brightly colored, or highly glazed ceramic pots, fiber pots, ridged containers (including black or green nursery "production pots").
- **If in doubt about the appropriateness or conformity of a container, please contact a member of the Horticulture Committee (see page 27) by February 1, 2024.**
- **Pots must be labeled! Write your name on the bottom of each pot with a waterproof pen (e.g., Sharpie).**
- Remember: Plants will be moved during staging. All containers must be strong enough to withstand being moved. If your plant is in a delicate or particularly awkward pot, we suggest that you repot it before bringing it to the Show.
- Hanging containers are allowed in designated classes only (see page 48). No half-baskets or ornamental hangers are allowed. Please be certain that the containers, hangers, chains, hooks, etc., are strong enough to withstand being moved during staging.
- **Top dressing** is limited to natural material in brown, black, gray, or tan (such as very small natural pebbles used for aquariums) or small wood chips/bark; no bright colors (including white) are permitted. Underplanting with additional plant material is not permitted. **Exceptions will be made at the discretion of the Horticulture Chairs for inconspicuous, naturally occurring mosses that cannot be covered.**
- **Sphagnum moss may be used in or as part of growing medium and as top dressing. (Sphagnum should consist only of "natural" sheet moss or fibers; shredded and milled sphagnum peat is not permitted.)** Dyed or colored moss is **not** permitted. Spanish moss (*Tillandsia* sp.) is **not** permitted as a top dressing. It is allowable as a companion plant with other bromeliads.
- Moss-lined, log, or bark **containers** will be accepted only for begonias, ferns, gesneriads, and orchids. Class dimension restrictions will apply.
- **Sizes for Terrariums, Wardian-Style Cases, and all other non-standard containers will refer to outside dimensions, excluding bases, stands, feet, etc.** The measurement includes any object or material that extends beyond the base container that supports the plants in any way.

- Terrariums **must** have **clear** covers. **New rule: Wardian-Style Cases must be capable of being closed.**
- Glass or clear plastic containers are permitted in Bog Plant classes (see page 46).
- Inconspicuous clear plastic saucers are **required** for Bog Plant and Life on the Rocks classes (see page 46) and *Phragmipedium* classes (see page 54). Write your name on the bottom of the saucer with a waterproof pen. If possible, write the plant name on the saucer, too.
- No aquariums are permitted in Terrarium classes.
- *Episcia* bowls are permitted in Terrarium and miniature gesneriad classes.
- Unless no pot size is indicated, all bulbs must be grown and shown in pots of the size specified. However, an entire clump of bulbs may be transplanted into a clean pot of the same size for the Show.
- “Double-potting” is permitted. The outer container should be in proportion to the plant size and must conform to the size requirements of the class. The inner pot should not be visible; top dressing should cover the underlying pot.
- If supports are needed, they should be inconspicuous (e.g., green wood or green bamboo stakes available at garden stores). Staking should be as unobtrusive as possible (tied with green string; stake cut no higher than the plant). **Single-stalk *Hippeastrum* are best judged without stakes, but stakes are permissible.**

GROOMING BEFORE THE SHOW

- A well-groomed plant has been properly pruned. Dead and damaged flowers and leaves should be removed. The flowers and leaves should be clean.
- Containers must be clean (no stains, streaks, crusts, chips, or other blemishes).
- Plants may be transferred from a dirty pot into a clean pot of the same size for the Show.
- Space and time for grooming at the Show is extremely limited. All major grooming should be done at home. Only last-minute tweaking is advisable at entry time.

TAKING ENTRIES TO THE SHOW

- Information about getting you and your entries into and out of the Pennsylvania Convention Center and around the Show floor will be sent in your credential packet.
- **See rule #29 on page 7 for new F Hall parking information.**
- **Entering lots of plants?** Please bring enough helpers to assist you. Request helpers’ credentials either by mail or in an email to fsdb@pennhort.org by February 14, 2024. **Provide their names and note the dates they will be assisting you.**
- Dollies and carts are in short supply. We suggest that you bring your own dolly, wagon, or cart.

GROOMING AND WATERING AT THE SHOW

- You may groom and/or water your entries only **before** they have been passed.
- You may not water your entries **after** they have been passed. Entries are watered every non-entry morning by a volunteer watering crew. If you have special requests (e.g., Do Not Water, Water Well, Extra Water), please fill out a Watering Request Form, which is available from the volunteer at the Horticulture Information Booth in the center of the Horticulture on entry days or in advance from PHSjoin.formstack.com/forms/2024hort_watering. If special water is required, you are responsible for providing enough for the Show. The water must be in clearly marked jugs, accompanied by a sheet that identifies the specific plants that need it.
- The Watering Committee will not water any succulents.
- At the discretion of the Horticulture Committee, you may do minimal grooming of EAD plants in the bed (e.g., removal of dead or damaged flowers or leaves) that will not require removing the plant from the bench or bed.

PASSING AND RECORDING

- Before they can be judged, all entries must be passed and recorded. Horticulture Aides (including Exhibitor Aides and Recorders) and Passers will be there to help you navigate each step of the entry process.
- Passers check to make sure that exhibits meet the specifications for the classes in which they are entered, are of Show quality in form and condition (see pages 28 and 37), are properly groomed (see above), are pest-free and disease-free, are in appropriate containers, are identified with the correct botanical name (see page 32), and have the exhibitor's name on the bottom of the pot. **Exhibitors or their representative must remain with plants until they are passed and recorded in order to correct any problems discovered.**
- Once your entries have been passed, they may not be touched by you or anyone other than the Horticulture Committee. Stagers place the entries into the horticulture display areas after they have been passed and recorded. You may not touch other exhibitors' entries at any time.
- Passers and Recorders work together to make sure that the paperwork for each entry is accurate and complete.
- All EAD plants will be passed by Passers on the first entry day only. On Monday and Second Thursday, EAD plants will not be passed again.

JUDGING

- Exhibits will be judged for horticultural excellence and conformance to class rules listed in this *Exhibitor's Guide*. Judges are guided by point scales for each class; Horticulture point scales can be downloaded beginning in January from PHSonline.org/the-flower-show/plant-entries.
- If merited, ribbons will be awarded for each class as follows: one First (Blue), one or more Seconds (Red), one or more Thirds (Yellow), and one or more Honorable Mentions (White). **Exception:** Par judging will be allowed in the Grand Old Plant classes.
- If the judges consider all entries in a class to be of exceptional quality, they may choose to issue a Class Commendation ribbon (Turquoise) to each entry in a class.
- Decisions of the judges are final. Entries designated "For Exhibition Only" will not be judged and will not receive comments, point scores, or sweepstakes points.

AFTER THE SHOW

- All entries must be removed from the Show on Sunday, March 10, between 6:30 pm and 8 pm. Detailed information will be made available during the Show.
- Any leftover ribbons from the Friday and Monday judging will be available at a table near the freight elevator to F Hall. Any ribbons that are not picked up at that time will be mailed to exhibitors after the Show.
- Exhibitors can view and download their results from their accounts in FSDB. Organizations can request a "report card" from FSDB@pennhort.org.

WHAT DO THE JUDGES LOOK FOR?

Cultural Perfection: Vigorous, healthy appearance including foliage, flowers or fruit, and form characteristic of a well-grown plant. There should be no indication of pests or disease.

Distinctiveness: Meritorious in aesthetic appeal; noteworthy in size and relationship to container.

Bloom: Quality and quantity of bloom, including freshness and substance; mass effect if appropriate to the class.

Fruit: Quality and abundance of fruit, if appropriate to the class, including color and mass effect.

Maturity: Size of plant and foliage characteristic of a mature specimen.

Difficulty: Challenging to grow (and bring to bloom, if applicable to the class); requiring specialized growing conditions, skill, and care.

Rarity: Seldom grown and exhibited by amateur horticultural enthusiasts.

BULB CLASSES

These classes are judged on three days—Friday, Monday, and Second Thursday, unless otherwise noted. See the entry schedule on page 32.

Unless no pot size is indicated, all bulbs must be **grown and shown** in pots of the size specified. However, you may transplant an entire clump of bulbs into a **clean pot of the same size** for the Show. You may use bulb pans, azalea pots, or standard pots for all bulb classes.

3/1	3/4	3/7	Class name/description
2002	3002	4002	<i>Narcissus</i> 'Jetfire' (Div. 6, Cyclamineus). Pot: 8" or under.
2003	3003	4003	<i>Narcissus</i> 'Marieke' (Div. 1, Trumpet). Pot: 10" or under.
2004	3004	4004	Any standard <i>Narcissus</i> cv. except 'Jetfire' or 'Marieke'. Pot: 8"-10".
2005	3005	4005	New: Any John and Gertrude Wister Award Winning Daffodil. Pot 10" or under. See the American Daffodil Society list at daffodilusa.org/daffodil-info/daffodil-awards/the-wister-award/#bsource The Wisters were local horticulturists, best known for creating the Scott Arboretum and famous for their bulb garden at their home in Swarthmore.
2006	3006	4006	Novice Class: Any standard <i>Narcissus</i> cv. except 'Jetfire' or 'Marieke'. Pot: 10" or under. Open only to exhibitors who have not won a Blue ribbon in the Bulb classes of the PHS Philadelphia Flower Show prior to 2024.
2008	3008	4008	Beginner's Luck: <i>Narcissus</i> 'Falconet' (Div. 8, Tazetta). Pot: 8" or under. Open only to first-time exhibitors in the Bulb classes of the PHS Philadelphia Flower Show.
2009	3009	4009	Youth Class: <i>Narcissus</i> 'Ice Follies' (Div. 2, Large-cupped). Pot: 8" or under. Open only to students in 8th grade and under.*
2010	3010	4010	<i>Narcissus</i> 'Little Gem' (Miniature). Pot: 8" or under.
2012	3012	4012	Any miniature <i>Narcissus</i> other than 'Little Gem' (as defined by the American Daffodil Society: daffodilusa.org/daffodil-info/special-categories/miniature-daffodils/ Pot: 8" or under. Note: The ADS list changes annually; please check it to make sure your entry in this class is classified as a miniature.
2020	3020	4020	<i>Tulipa</i> 'Striped Crown' (Div. 1, Single Early). Pot: 10" or under.
2022	3022	4022	Any <i>Tulipa</i> cv. except 'Striped Crown'. Pot: 8" or under.
2024	3024	4024	Any <i>Tulipa</i> cv. except 'Striped Crown'. Pot: 8"-10".
Please note: For <i>Hippeastrum</i> classes, only one bulb per pot. Exception: 2037, 3037, 4037 (with attached offsets).			
2030	3030	4030	<i>Hippeastrum</i> (amaryllis), any standard single-flowered bulb.
2031	3031	4031	Youth Class: <i>Hippeastrum</i> (amaryllis), any standard single-flowered bulb. Open only to students in 8th grade or under.*
2032	3032	4032	<i>Hippeastrum</i> (amaryllis), any standard double-flowered bulb.
2035	3035	4035	<i>Hippeastrum cybister</i> (amaryllis).
2036	3036	4036	<i>Hippeastrum</i> (amaryllis), miniature.
2037	3037	4037	<i>Hippeastrum</i> (amaryllis), one bulb with attached offsets.

* See box on page 1 about assistance for teachers and youth-group leaders.

3/1	3/4	3/7	Class name/description
2038	3038	4038	<i>Hyacinthus orientalis</i> 'Blue Jacket'. Pot: 8" or under.
2039	3039	4039	Novice Class: <i>Hyacinthus orientalis</i> 'Jan Bos'. Pot: 8" or under. Open only to exhibitors who have not won a Blue ribbon in the Bulb classes of the PHS Philadelphia Flower Show prior to 2024.
2040	3040	4040	Any <i>Hyacinthus</i> except 'Blue Jacket' or 'Jan Bos'. Pot: 10" or under.
2042	3042	4042	<i>Crocus</i> . Pot: 6" or under.
2048	3048	4048	<i>Galanthus</i> . Pot: 6" or under.
2066	3066	4066	Any <i>Iris reticulata</i> . Pot: 6" or under.
2068	3068	4068	<i>Muscari</i> . Pot: 6" or under.
2070	3070	4070	<i>Trillium</i> . May have more than one rhizome per pot.
Hardy: Plants that can reliably survive outdoor winter conditions in the Greater Philadelphia region are considered hardy. Entries need not have been grown outdoors. For rock garden bulbs, corms, rhizomes, and tubers, see page 45.			
2080	3080	4080	Any other hardy bulb(s), corm(s), rhizome(s), or tuber(s). Pot: 6" or under.
2082	3082	4082	Any other hardy bulb(s), corm(s), rhizome(s), or tuber(s). Pot: 6"-10".
2084	3084	4084	Any other non-hardy bulb(s), corm(s), rhizome(s), or tuber(s); no <i>Clivia</i> . Pot: 6" or under.
2086	3086	4086	Any other non-hardy bulb(s), corm(s), rhizome(s), or tuber(s); no <i>Clivia</i> . Pot: 6"-12".
For the following bulb classes <i>only</i> , entries may be assembled from bulbs grown in different pots.			
2088	3088	4088	Bulb Garden—Any combination of bulbs, arranged for artistic and horticultural excellence in a pot 12" or under. Bulbs do not need to be grown in the same pot. A preliminary plant list must be submitted by February 14 for checking (see page 33); two copies of the final corrected plant list are required at the Show.
2090	3090	4090	Bulb Garden grown by a group (school, club, etc.)—Any combination of bulbs, arranged for artistic and horticultural excellence in a pot 12" or under. Bulbs do not need to be grown in the same pot. A preliminary plant list must be submitted by February 14 for checking see page 33); two copies of the final corrected plant list are required at the Show.

GENERAL HORTICULTURE CLASSES

These classes are judged on three days—Friday, Monday, and Second Thursday, unless otherwise noted. See the entry schedule on page 32. There are also Daily Specials (pages 51-52).

“Eligible for EAD” designates the **only** classes allowed to use the Enter All Days (EAD) process. Exhibitors will be required to agree to the EAD regulations in order to register any EAD entries in these classes. These classes can also be entered in the traditional way for each entry day. For more information about EAD, see page 31.

Please consult the PHS list of succulent plants to determine if your plants are eligible for the cactus and succulent classes of the Philadelphia Flower Show. There will be a link at PHSONline.org/the-flower-show/plant-entries. You can also consult *The Timber Press Guide to Succulent Plants of the World: A Comprehensive Reference to More than 2000 Species* (by Fred Dortort, 2011). A reference copy is available in the PHS McLean Library.

3/1	3/4	3/7	Class name/description
2100	3100	4100	<i>Agave</i> . Pot: 6" or under. Eligible for EAD.
2102	3102	4102	<i>Aloe</i> . Pot: 4" or under. Eligible for EAD.
2104	3104	4104	<i>Aloe</i> . Pot: 4"-6". Eligible for EAD.
2106	3106	4106	<i>Bowiea</i> . Pot: 6" or under. Eligible for EAD.
2108	3108	4108	<i>Bowiea</i> . Pot: over 6". Eligible for EAD.
2110	3110	4110	Cactus, flowering or fruiting. Pot: 6" or under. Eligible for EAD.
2112	3112	4112	Cactus, flowering or fruiting. Pot: 6"-10". Eligible for EAD.
2114	3114	4114	Cactus, flowering or fruiting. Pot: over 10". Eligible for EAD.
2116	3116	4116	Cactus, non-flowering, except <i>Mammillaria</i> . Pot: 6" or under. Eligible for EAD.
2118	3118	4118	Cactus, non-flowering, except <i>Mammillaria</i> . Pot: 6"-10". Eligible for EAD.
2120	3120	4120	Cactus, non-flowering, except <i>Mammillaria</i> . Pot: over 10". Eligible for EAD.
2122	3122	4122	<i>Crassula</i> . Pot: 4" or under. Eligible for EAD.
2124	3124	4124	<i>Crassula</i> . Pot: 4"-6". Eligible for EAD.
2126	3126	4126	<i>Echeveria</i> . Pot: 6" or under. Eligible for EAD.
2130	3130	4130	Succulent <i>Euphorbia</i> ; no <i>Euphorbia cylindrifolia</i> or <i>Euphorbia milii</i> . Pot: 6" or under. Eligible for EAD.
2132	3132	4132	Succulent <i>Euphorbia</i> ; no <i>Euphorbia milii</i> . Pot: 6"-10". Eligible for EAD.
2134	3134	4134	Succulent <i>Euphorbia</i> ; no <i>Euphorbia milii</i> . Pot: over 10". Eligible for EAD.
2138	3138	4138	<i>Euphorbia cylindrifolia</i> . Pot: 6" or under. Eligible for EAD.
2142	3142	4142	<i>Euphorbia milii</i> . Pot: 6" or under. Eligible for EAD.
2144	3144	4144	<i>Euphorbia milii</i> . Pot: over 6". Eligible for EAD.
2146	3146	4146	<i>Gasteria</i> . Pot: 4" or under. Eligible for EAD.
2148	3148	4148	<i>Gasteria</i> . Pot: 4"-6". Eligible for EAD.
2150	3150	4150	<i>Haworthia</i> and <i>Haworthiopsis</i> . Pot: 4" or under. Eligible for EAD.
2152	3152	4152	<i>Haworthia</i> and <i>Haworthiopsis</i> . Pot: 4"-6". Eligible for EAD.
2154	3154	4154	<i>Mammillaria</i> , non-flowering. Pot: 6" or under. Eligible for EAD.
2156	3156	4156	<i>Mammillaria</i> , non-flowering. Pot: 6"-10". Eligible for EAD.
2159	3159	4159	New: Any <i>Huernia</i> , <i>Orbea</i> , or <i>Stapelia</i> . Pot: 6" or under. Eligible for EAD.

3/1	3/4	3/7	Class name/description
2160	3160	4160	Succulent plant, flowering or fruiting; no <i>Agave</i> , <i>Aloe</i> , cactus, <i>Crassula</i> , <i>Echeveria</i> , <i>Euphorbia</i> , <i>Gasteria</i> , <i>Haworthia</i> , <i>Haworthiopsis</i> , <i>Huernia</i> , <i>Orbea</i> , or <i>Stapelia</i> . Pot: 6" or under. Eligible for EAD.
2162	3162	4162	Succulent plant, flowering or fruiting. Pot: 6"-10". Eligible for EAD.
2164	3164	4164	Succulent plant, flowering or fruiting. Pot: over 10". Eligible for EAD.
2166	3166	4166	Succulent, plant, non-flowering; no <i>Agave</i> , <i>Aloe</i> , cactus, <i>Crassula</i> , <i>Echeveria</i> , <i>Euphorbia</i> , <i>Gasteria</i> , <i>Haworthia</i> , <i>Haworthiopsis</i> , <i>Huernia</i> , <i>Orbea</i> , or <i>Stapelia</i> . Pot: 6" or under. Eligible for EAD.
2168	3168	4168	Succulent plant, non-flowering. Pot: 6"-10". Eligible for EAD.
2170	3170	4170	Succulent plant, non-flowering. Pot: over 10". Eligible for EAD.
2171	3171	4171	Novice Class: Cactus or other succulent plant. Pot: 6" or under. Open only to exhibitors who have not won a Blue ribbon in the Horticulture classes of the PHS Philadelphia Flower Show (except Bulbs or Orchids) prior to 2024. Eligible for EAD.
2172	3172	4172	Succulent plant native to Africa, including Madagascar. Pot: 8" or under. Eligible for EAD.
2173	3173	4173	New: Succulent in a Teacup. Any Succulent less than 3" diameter grown in a teacup less than 4" diameter'. Eligible for EAD.
2174	3174	4174	Bigeneric hybrid succulent plant. Pot: 6" or under. Eligible for EAD.
2175	3175	4175	Pubescent (woolly or hairy) <i>Mammillaria</i> . Pot: 8" or under. Eligible for EAD.
2176	3176	4176	Pubescent (woolly or hairy) cactus or other succulent plant except <i>Mammillaria</i> . Pot: 6" or under. Eligible for EAD.
2178	3178	4178	<i>Sansevieria</i> (syn. <i>Dracaena</i>). Pot: 8" or under. Eligible for EAD.
For more succulent classes, check out the Daily Specials (pages 51-52).			
2180	3180	4180	Aroid; no <i>Alocasia</i> , <i>Amorphophallus</i> , <i>Caladium</i> , <i>Colocasia</i> , <i>Monstera</i> , <i>Philodendron</i> , or <i>Xanthosoma</i> (see those classes below).
2181	3181	4181	New: Elephant Ears (e.g., <i>Alocasia</i> , <i>Caladium</i> , <i>Colocasia</i> , <i>Xanthosoma</i>). Pot: 6"-10".
2182	3182	4182	New: Elephant Ears (e.g., <i>Alocasia</i> , <i>Caladium</i> , <i>Colocasia</i> , <i>Xanthosoma</i>). Pot: over 10".
2183	3183	4183	New class definition: <i>Amorphophallus konjac</i> . <i>Konjac</i> will be accepted only in this class. Up to three entries per exhibitor are permitted for this class.
2185	3185	4185	Any other <i>Amorphophallus</i> . Up to three entries of the same species are permitted for this class.

3/1	3/4	3/7	Class name/description
Please note: Some Begonia class numbers have changed since the 2023 Show.			
2190	3190	4190	Any species <i>Begonia</i> (no hybrids or cultivars), flowering or foliage. Pot: 6"-10".
2192	3192	4192	<i>Begonia</i> , informal flowering. Pot: 6" or under.
2194	3194	4194	New: <i>Begonia</i> , informal flowering, no rhizomatous, cane, or shrub. Pot: over 6".
2196	3196	4196	<i>Begonia</i> , rhizomatous, informal flowering. Pot: 6"-10".
2198	3198	4198	<i>Begonia</i> , rhizomatous, informal flowering. Pot: over 10".
2200	3200	4200	<i>Begonia</i> , cane, informal flowering. Pot: 6" or over.
2202	3202	4202	New: <i>Begonia</i> , informal foliage, no rhizomatous, cane, or shrub. Pot: over 6".
2204	3204	4204	<i>Begonia</i> , rhizomatous, informal foliage. Pot: 6"-10".
2206	3206	4206	<i>Begonia</i> , rhizomatous, informal foliage. Pot: over 10".
2208	3208	4208	<i>Begonia</i> , cane, informal foliage. Pot: 6"-10".
2210	3210	4210	<i>Begonia</i> , cane, informal foliage. Pot: over 10".
2216	3216	4216	<i>Begonia</i> , shrub, Pot: 6"-10".
2218	3218	4218	<i>Begonia</i> , shrub. Pot: over 10".
For more <i>Begonia</i> classes, check out the Daily Specials (pages 51-52).			
2219	3219	4219	<i>Bromeliaceae</i> grown in a container, flowering or fruiting; no <i>Tillandsia</i> . Eligible for EAD.
2220	3220	4220	<i>Tillandsia</i> grown as an epiphyte, flowering or fruiting. Eligible for EAD.
2221	3221	4221	<i>Bromeliaceae</i> grown in a container, non-flowering; no <i>Tillandsia</i> . Eligible for EAD.
2222	3222	4222	<i>Tillandsia</i> grown as an epiphyte, non-flowering. Eligible for EAD.
2223	3223	4223	<i>Clivia</i> , solid green foliage. Pot: 8" or under. Up to three entries of the same species are permitted for this class. Eligible for EAD.
2224	3224	4224	<i>Clivia</i> , variegated foliage. Up to three entries of the same species are permitted for this class. Pot: 8" or under. Eligible for EAD.
2226	3226	4226	<i>Clivia</i> , flowering. Up to three entries of the same species are permitted for this class. Pot: 8" or under.
2228	3228	4228	<i>Clivia</i> , flowering. Up to three entries of the same species are permitted for this class. Pot: 8"-10".
2229	3229	4229	New: <i>Clivia</i> , flowering. Up to three entries of the same species are permitted for this class. Pot: over 10".
2230	3230	4230	Fern (pteridophyte). Pot: 6" or under. No hanging baskets. Eligible for EAD.
2232	3232	4232	Fern (pteridophyte). Pot: 6"-10". No hanging baskets. Eligible for EAD.
2234	3234	4234	<i>Hedera</i> , informal. Pot: 6" or under. Eligible for EAD.
2235	3235	4235	<i>Hedera</i> , informal. Pot: 6"-10". Eligible for EAD.
2236	3236	4236	<i>Hedera</i> , informal. Pot: over 10". Eligible for EAD.
2238	3238	4238	<i>Hedera</i> , formal. Pot: 6" or under. Eligible for EAD.
2240	3240	4240	<i>Hedera</i> , formal. Pot: over 6". Eligible for EAD.

3/1	3/4	3/7	Class name/description
2241	3241	4241	Vine, trained; no ivy. Eligible for EAD.
2242	3242	4242	<i>Hoya</i> . Pot: 6"-10". Eligible for EAD.
2244	3244	4244	Lycopods, <i>Equisetum</i> , or <i>Psilotum</i> . Pot: 10" or under. No hanging baskets. Eligible for EAD.
			For <i>Monstera</i> and <i>Philodendron</i> , unobtrusive natural-looking supports are permitted. Metal and plastic supports are discouraged.
2246	3246	4246	New: <i>Monstera</i> . Pot: 6"-10". Eligible for EAD.
2247	3247	4247	New: <i>Monstera</i> . Pot: over 10". Eligible for EAD.
2248	3248	4248	<i>Philodendron</i> . Pot: 6" or under. Eligible for EAD.
2250	3250	4250	<i>Philodendron</i> . Pot: 6"-10". Eligible for EAD.
2251	3251	4251	<i>Philodendron</i> . Pot: over 10". Eligible for EAD.
2252	3252	4252	<i>Saintpaulia</i> (African violet). Moss-lined containers are acceptable.
2253	3253	4253	<i>Primulina</i> . Pot: 6" or under. Moss-lined containers are acceptable.
2254	3254	4254	<i>Sinningia</i> . Pot: 6" or under. Moss-lined containers are acceptable.
2255	3255	4255	New pot size: <i>Sinningia</i> . Pot: 6"-10". Moss-lined containers are acceptable.
2256	3256	4256	<i>Streptocarpus</i> . Pot: 10" or under.
2257	3257	4257	Gesneriad, flowering, other than <i>Primulina</i> , <i>Saintpaulia</i> , <i>Sinningia</i> , or <i>Streptocarpus</i> . Pot: 6" or under. Moss-lined containers are acceptable for gesneriads.
2258	3258	4258	Gesneriad, non-flowering, other than <i>Primulina</i> , <i>Saintpaulia</i> , <i>Sinningia</i> , or <i>Streptocarpus</i> . Pot: 6" or under. Moss-lined containers are acceptable for gesneriads.
2259	3259	4259	Gesneriad, other than <i>Primulina</i> , <i>Saintpaulia</i> , <i>Sinningia</i> , or <i>Streptocarpus</i> . Pot: over 6". Moss-lined containers are acceptable for gesneriads.
2262	3262	4262	<i>Selaginella</i> . Pot: 6" or under. Eligible for EAD.
2268	3268	4268	Caudiciform plant. Pot: 8" or under. Eligible for EAD.
2270	3270	4270	Flowering or fruiting plant grown in house or office ; no cactus, other succulent plant, <i>Clivia</i> , or bulb. Pot: 6" or under.
2272	3272	4272	Novice Class: Flowering or fruiting plant; no cactus, other succulent plant, <i>Clivia</i> , or bulb. Pot: 4"-8". Open only to exhibitors who have not won a Blue ribbon in the Horticulture classes of the PHS Philadelphia Flower Show (except Bulbs or Orchids) prior to 2024.
2274	3274	4274	Informal flowering or fruiting plant; no cactus, other succulent plant, <i>Begonia</i> , or <i>Clivia</i> . Pot: 6" or under.
2276	3276	4276	Informal flowering or fruiting plant; no cactus, other succulent plant, <i>Begonia</i> , or <i>Clivia</i> . Pot: 6"-10".
2278	3278	4278	Informal flowering or fruiting plant; no cactus, other succulent plant, <i>Begonia</i> , or <i>Clivia</i> . Pot: over 10".
2280	3280	4280	Formal flowering or fruiting plant. Pot: 6" or under.
2284	3284	4284	Formal flowering or fruiting plant. Pot: 6"-10".
2286	3286	4286	Formal flowering or fruiting plant. Pot: over 10".

3/1	3/4	3/7	Class name/description
2288	3288	4288	Foliage plant grown in house or office ; no cactus, other succulent plant, <i>Clivia</i> , or bulb. Pot: 4" or under.
2290	3290	4290	Foliage plant grown in house or office ; no cactus, other succulent plant, <i>Clivia</i> , or bulb. Pot: 4"-6".
2292	3292	4292	Novice Class: Foliage plant; no cactus, other succulent plant, <i>Clivia</i> , or bulb. Pot: 4"-8". Open only to exhibitors who have not won a Blue ribbon in the Horticulture classes of the PHS Philadelphia Flower Show (except Bulbs or Orchids) prior to 2024.
2293	3293	4293	Youth Class: Foliage plant; no cactus, other succulent plant, <i>Clivia</i> , or bulb. Pot: 4"-8". Open only to exhibitors in 8th grade or under.*
2294	3294	4294	Informal foliage plant; no cactus, other succulent plant, <i>Begonia</i> , or <i>Clivia</i> . Pot: 6" or under.
2296	3296	4296	Informal foliage plant; no cactus, other succulent plant, <i>Begonia</i> , or <i>Clivia</i> . Pot: 6"-10".
2298	3298	4298	Informal foliage plant; no cactus, other succulent plant, <i>Begonia</i> , or <i>Clivia</i> . Pot: over 10".
2299	3299	4299	Pubescent (woolly or hairy) foliage plant; no cactus or other succulent plant. Pot: 6" or under.
2300	3300	4300	Formal foliage plant. Pot: 4" or under.
2302	3302	4302	Formal foliage plant. Pot: 4"-6".
2304	3304	4304	Formal foliage plant. Pot: 6"-10".
2306	3306	4306	Formal foliage plant. Pot: over 10".
2308	3308	4308	Topiary, single-stemmed. Only one plant per pot permitted. Eligible for EAD.
2309	3309	4309	Trained multi-stem formal plant. More than one plant of the same species or cultivar per pot permitted. Up to three entries of the same species or cultivar permitted in this class.
2310	3310	4310	<i>Helleborus</i> , in bloom. Only one plant per pot permitted.
2312	3312	4312	Any <i>Citrus</i> species, variety, or cultivar in flower or fruit, including <i>Clymenia</i> , <i>Oxanthera</i> , and <i>Poncirus</i> . Pot over 10". Only one plant per pot permitted.
2314	3314	4314	<i>Camellia</i> . Pot: 12" or under. Only one plant per pot permitted.
2316	3316	4316	Hardy flowering shrub. Pot: over 10". Only one plant per pot permitted.
2317	3317	4317	Dwarf woody shrub, flowering or fruiting; no conifers. Pot: 10" or under.
2318	3318	4318	Dwarf woody shrub, non-flowering, non-fruiting; no conifers. Pot: 10" or under. Eligible for EAD.
2319	3319	4319	<i>Chamaecyparis</i> , dwarf; plant must be a natural dwarf (grows less than 6" per year). Pot: 10" or under. Only one plant per pot permitted. Eligible for EAD.
2320	3320	4320	<i>Chamaecyparis</i> , miniature (grows less than 2" per year). Pot: 10" or under. Only one plant per pot permitted. Eligible for EAD.

* See box on page 1 about assistance for teachers and youth-group leaders.

3/1	3/4	3/7	Class name/description
2322	3322	4322	Dwarf conifer, other than <i>Chamaecyparis</i> . Must be a natural dwarf (grows less than 6" per year). Pot: 10" or under. Only one plant per pot permitted. Eligible for EAD.
2324	3324	4324	Miniature conifer, other than <i>Chamaecyparis</i> (grows less than 2" per year). Pot: 10" or under. Only one plant per pot permitted. Eligible for EAD.
2326	3326	4326	Informal woody plant, 5' and over (measured from the bottom of the pot).
2328	3328	4328	Perennial plant grown from seed by exhibitor. Include the planting date on both 4"x6" cards that accompany the plant.
Be sure to check the Daily Specials for more entry options (pages 51-52).			

HERBS AND PELARGONIUMS

2330	3330	4330	Herb, informal. Pot: 6" or under. Only one plant per pot permitted.
2332	3332	4332	Herb, informal. Pot: over 6". Only one plant per pot permitted.
2334	3334	4334	Herb, formal. Pot: 4"-8". Only one plant per pot permitted.
2336	3336	4336	Herb, formal. Pot: over 8". Only one plant per pot permitted.
For medicinal plants: To facilitate the preparation of the PHS cards at the Show—the ones the public sees—please mail or email the plant name, entry number, and medicinal use to fsdb@pennhort.org by midnight on February 14 . For scented Pelargoniums, see class 2710.			
2338	3338	4338	Medicinal herb; no cactus or other succulent plant. Pot: 8" or under. Note: Exhibitors must state the medicinal use on both 4"x6" cards that accompany the plant—the 4"x6" card is what the judges see! Only one plant per pot permitted.
2339	3339	4339	Medicinal cactus or succulent herb. Pot: 8" or under. Note: Exhibitors must state the medicinal use on both 4"x6" cards that accompany the plant—the 4"x6" card is what the judges see! Only one plant per pot permitted. Eligible for EAD.
2342	3342	4342	<i>Pelargonium</i> , flowering. Pot: 6" or under.
2344	3344	4344	<i>Pelargonium</i> , formal. Pot: 6" or under.
2346	3346	4346	<i>Pelargonium</i> , non-flowering. Pot: 6" or under. Eligible for EAD.
2349	3349	4349	<i>Pelargonium</i> , flowering or non-flowering. Pot: 6"-10".

ROCK GARDEN PLANTS

Rock garden plants are small-scale plants that thrive in well-drained stony or sandy soil; in the wild they are typically found in the mountains or other rocky habitats.			
2350	3350	4350	<i>Primula</i> , hardy. Pot: 3" or under.
2351	3351	4351	<i>Primula</i> , hardy. Pot: 4"-6".
2353	3353	4353	<i>Epimedium</i> . Pot: 6" or under.
2354	3354	4354	Rock garden plant in bloom, no corm(s), rhizome(s), or tuber(s); no cactus or other succulent plant. Pot: 6" or under.
2362	3362	4362	Rock garden bulb(s) in bloom. Pot: 6" or under.
2364	3364	4364	Rock garden corm(s), rhizome(s), or tuber(s) in bloom; no cactus or other succulent plant. Pot: 6" or under.
2368	3368	4368	Rock garden plant, non-flowering, no cactus or other succulent plant, no conifers. Pot: 6" or under.
2374	3374	4374	Herbaceous (non-woody) natural-cushion rock garden plant, foliage or flowering.

3/1	3/4	3/7	Class name/description
2376	3376	4376	Rock garden cactus or other succulent plant, except <i>Sedum</i> or <i>Sempervivum</i> . Pot: 6" or under. Eligible for EAD.
2380	3380	4380	Rock garden <i>Sedum</i> or <i>Sempervivum</i> . Pot: 6" or under. Eligible for EAD.

BOG PLANTS

For Bog Plants—If distilled or reverse osmosis water is required, exhibitors are responsible for providing enough water for the Show. The water must be in clearly marked jugs along with a sheet that identifies the specific plants that need it.			
2390	3390	4390	New class, new pot size—added since the Guide was printed: <i>Pinguicula</i> (Butterworts), flowering or non-flowering. Pot: 2"-6" . Inconspicuous clear plastic saucers are required in this class and must be provided by the exhibitor.
2391	3391	4391	New: <i>Pinguicula</i> (Butterworts), flowering or non-flowering. Pot: 6"-10". Inconspicuous clear plastic saucers are required in this class and must be provided by the exhibitor.
2392	3392	4392	New: <i>Nepenthes</i> , flowering or non-flowering. Pot: 8" or under. Inconspicuous clear plastic saucers are required in this class and must be provided by the exhibitor.
2393	3393	4393	Bog plant other than <i>Nepenthes</i> or <i>Pinguicula</i> . Pot: 6" or under. Inconspicuous clear plastic saucers are required in this class and must be provided by the exhibitor.
2395	3395	4395	Bog plant other than <i>Nepenthes</i> or <i>Pinguicula</i> . Pot: over 6". Inconspicuous clear plastic saucers are required in this class and must be provided by the exhibitor.

GARDENS IN CONTAINERS; PLANTS ON STUFFED FORMS

<ul style="list-style-type: none"> Exhibitors entering a class that permits two (2) or more different plants per entry (e.g., bulb garden, miniature rock garden, terrarium, stuffed form) must submit a preliminary plant list—online via the FSDB entry, by email to fsdb@pennhort.org, or with a paper entry form by February 14. The earlier this list is submitted, the sooner it can be checked by the Nomenclature Committee. On the preliminary list, it is advisable to include all the plants that might be entered, even if they do not eventually make it to the Show. People entering via FSDB should check the entry list prior to the Show to see if proposed names (in red, followed by an asterisk) have been corrected. If the entry is on a paper form, a corrected plant list will be sent in the February packet. Please be sure that the final list at the Show has the correct names. At the Show, exhibitors must provide two (2) copies of a final, corrected, legible, numbered plant list in waterproof ink on a 4"×6" index card along with the 4"×6" cards required for each entry. A diagram of the entry no larger than 8½" x 11", with the plants numbered to correspond to final corrected plant list, is also required. 			
2400	3400	4400	Life on the Rocks: One or more plants of one species, variety, or cultivar, grown on, in, or through a natural (or natural-appearing) rock. Inconspicuous clear plastic saucers are required in this class and must be provided by the exhibitor. Entry should not exceed 18" in any dimension.
2403	3403	4403	Life with a Log. One or more plants of one species, variety, or cultivar, grown on or around a wooden log, not to exceed 18" in length. Inconspicuous clear plastic saucers are required in this class and must be provided by the exhibitor. Tillandsias are acceptable in this class.

3/1	3/4	3/7	Class name/description
2404	3404	4404	A miniature rock garden containing a minimum of three different species, varieties, or cultivars of flowering rock garden plants, in a container not to exceed 24" in any dimension, including diagonal. No artificial accessories are permitted. No terrariums, no covers. Rarity of plant material and difficulty in growing will be considered in judging. All plants must be rooted.
2406	3406	4406	A miniature rock garden containing a minimum of three different species, varieties, or cultivars of non-flowering rock garden plants, in a container not to exceed 24" in any dimension, including diagonal. No flowers permitted in this class. No artificial accessories are permitted. No terrariums, no covers. Rarity of plant material and difficulty in growing will be considered in judging. All plants must be rooted.
2408	3408	4408	A miniature garden or landscape design. A planting of a minimum of three different species, varieties, or cultivars in a shallow open container not to exceed 24" in any dimension, including diagonal. The plant material must be culturally compatible and in scale. Accessories are permitted. No food items are permitted. No terrariums, no covers. All plants must be rooted.
2410	3410	4410	Novice Class: A miniature garden or landscape design. See 2408 for class description. Open only to exhibitors who have not won a Blue ribbon in the Horticulture classes of the PHS Philadelphia Flower Show (except Bulbs or Orchids) prior to 2024.
2412	3412	4412	A container garden—a planting of a minimum of three different species, varieties, or cultivars in an open container not to exceed 18" in any dimension, including diagonal. Plants need not be hardy. No artificial accessories are permitted. No terrariums, no covers. All plants must be rooted.
Remember: Terrariums and Wardian-style cases are for plants that need high humidity. (See Terrarium definition on page 28.) Terrariums must have clear covers. No aquariums. New: No flowering orchids are permitted in the Horticulture classes, but small foliage orchids are permitted in Terrarium and Wardian-Style cases. For flowering orchids, see Orchid Terrarium, page 55.			
2420	3420	4420	New Terrarium. One <i>Begonia</i> plant, any species or variety, in a container not to exceed 10" in any dimension, including diagonal or diameter. Not permitted: artificial accessories or Wardian-style cases. Terrariums must have clear covers. Eligible for EAD.
2422	3422	4422	New Terrarium. One <i>Begonia</i> plant, any species or variety, in a container over 10" in any dimension, including diagonal or diameter. Not permitted: artificial accessories or Wardian-style cases. Terrariums must have clear covers. Eligible for EAD.
2424	3424	4424	Terrarium. One plant, in a container not to exceed 8" in any dimension, including diagonal or diameter; no <i>Begonia</i> . Not permitted: artificial accessories or Wardian-style cases. Terrariums must have clear covers. Eligible for EAD.
2426	3426	4426	Terrarium. One plant, in a container not to exceed 10" in any dimension, including diagonal or diameter; no <i>Begonia</i> . Not permitted: artificial accessories or Wardian-style cases. Terrariums must have clear covers. Eligible for EAD.
2428	3428	4428	Terrarium. Multiples of the same plant, in a container not to exceed 10" in any dimension, including diagonal or diameter. Not permitted: artificial accessories or Wardian-style cases. Terrariums must have clear covers. Eligible for EAD.

3/1	3/4	3/7	Class name/description
2427	3427	4427	Terrarium. One plant, in a container over 10" in any dimension, including diagonal or diameter; no <i>Begonia</i> . Not permitted: artificial accessories or Wardian-style cases. Terrariums must have clear covers. Eligible for EAD.
2432	3432	4432	Terrarium. Multiples of the same plant, in a container over 10" in any dimension, including diagonal or diameter. Not permitted: artificial accessories or Wardian-style cases. Terrariums must have clear covers. Eligible for EAD.
2434	3434	4434	Terrarium. Multiple varieties or cultivars of one species, in a container not to exceed 10" in any dimension, including diagonal or diameter. Not permitted: artificial accessories or Wardian-style cases. Terrariums must have clear covers. Eligible for EAD.
2436	3436	4436	Terrarium. A minimum of three different species, varieties, or cultivars, in a container not to exceed 10" in any dimension, including diagonal or diameter. Not permitted: artificial accessories or Wardian-style cases. Terrariums must have clear covers. Eligible for EAD.
2438	3438	4438	Terrarium. A minimum of three different species, varieties, or cultivars, in a container 10" or over in any dimension, including diagonal or diameter. Not permitted: artificial accessories or Wardian-style cases. Terrariums must have clear covers. Eligible for EAD.
2440	3440	4440	Wardian-Style Case. A minimum of five different species, varieties, or cultivars, in a container with a diagonal measurement under 16". No artificial accessories are permitted. Only one entry per day per exhibitor. Eligible for EAD. New rule: Wardian-Style Cases must be capable of being closed.
2442	3442	4442	Wardian-Style Case. A minimum of five different species, varieties, or cultivars, in a container with a diagonal measurement 16" and over. No artificial accessories are permitted. Only one entry per day per exhibitor. Eligible for EAD. New rule: Wardian-Style Cases must be capable of being closed.
2444	3444	4444	Plant(s) grown on a stuffed form; more than one species, variety, or cultivar permitted. Any non-plant component must be pre-approved by the Horticulture Committee Chair by February 1, 2024. Any re-grooming must be done with rooted cuttings. No animals allowed; for animal stuffed forms, see next class. Eligible for EAD.
2446	3446	4446	Animal Kingdom. Plant(s) grown on an animal-shaped stuffed form, more than one species, varieties, or cultivars permitted. No accessories are permitted. Any re-grooming must be done with rooted cuttings. Eligible for EAD.

HANGING CONTAINERS

One (1) species, variety, or cultivar per container.

Remember: Hanging baskets are accepted in these classes only.

3/1	3/4	3/7	Class name/description
2500	3500	4500	Flowering or fruiting plant(s). Container: 6" or under.
2502	3502	4502	Flowering or fruiting plant(s). Container: 6"-12".
2504	3504	4504	Flowering or fruiting plant(s). Container: over 12".
2510	3510	4510	Foliage plant(s); no ferns (pteridophyte). Container: 6" or under. Eligible for EAD.
2512	3512	4512	Foliage plant(s); no ferns (pteridophyte). Container: 6"-12". Eligible for EAD.
2514	3514	4514	Foliage plant(s); no ferns (pteridophyte). Container: over 12". Eligible for EAD.
2518	3518	4518	Specimen fern (pteridophyte). Container: 6" or under. Eligible for EAD.
2520	3520	4520	Specimen fern (pteridophyte). Container: 6"-12". Eligible for EAD.
2522	3522	4522	Specimen fern (pteridophyte). Container: over 12". Eligible for EAD.
2524	3524	4524	Epiphytic plant(s); no <i>Tillandsia</i> , no orchids. For <i>Tillandsia</i> , see 2220, 3220, 4220, 2222, 3222, 4222, and 2403, 3403, 4403.

MINIATURE PLANTS

<ul style="list-style-type: none"> • These classes are for miniature mature plants of small stature (also known as "true miniatures"), not young or small plants that will eventually grow into large plants. • For pot sizes in these classes, a leeway of only ¼" will be allowed. No further leeway can be given. • Only one plant per pot is permitted in these classes. No "pups" are allowed. • Proper nomenclature is key for determining if a plant is a miniature. All plants in these classes must be identified by their species and/or cultivar. No "sp." entries will be allowed. 			
2530	3530	4530	Miniature flowering or fruiting plant; no cactus or other succulent plant. Pot: 3" or under.
2532	3532	4532	Miniature flowering or fruiting cactus; no other succulent plant. Pot: 3" or under.
2534	3534	4534	Miniature flowering or fruiting succulent plant; no cactus. Pot: 3" or under.
2536	3536	4536	Miniature foliage plant; no cactus or other succulent plant. Pot: 3" or under.
2540	3540	4540	Miniature non-flowering cactus; no other succulent plant. Pot: 3" or under. Eligible for EAD.
2542	3542	4542	Miniature non-flowering succulent plant; no cactus. Pot: 3" or under. Eligible for EAD.
2546	3546	4546	Miniature gesneriad. Pot: 3" or under. A clear, contained environment not to exceed 5" in any dimension is permitted in this class.

GRAND OLD PLANTS

- Grand Old Plant classes are now “par” classes, in which entries are judged individually against perfection rather than against each other. To determine what award an entry should receive, a scale of points from 1 to 100 is used: 90-100=First (Blue ribbon); 85-89=Second (Red ribbon); 80-84=Third (Yellow ribbon). Honorable mentions are not awarded in par classes. Exhibits must be **pre-entered**.
- Exhibitors may make up to three entries per day per class, but they must be of different species, varieties, or cultivars.
- Permitted: More than one plant of the same species, variety, or cultivar per **container**.
- The age of the plant must be stated on both 4"x6" cards.

3/1	3/4	3/7	Class name/description
2550	3550	4550	Flowering or fruiting plants, 5-10 years old; no succulent plants.
2552	3552	4552	Foliage plants, 5-10 years old; no succulent plants.
2554	3554	4554	Flowering or fruiting plants, 10-20 years old; no succulent plants.
2556	3556	4556	Foliage plants, 10-20 years old; no succulent plants.
2558	3558	4558	Succulent plants, 10-20 years old. Eligible for EAD.
2560	3560	4560	Flowering or fruiting plants, over 20 years old; no succulent plants.
2562	3562	4562	Foliage plants, over 20 years old; no succulent plants.
2564	3564	4564	Succulent plants over 20 years old. Eligible for EAD.

BEGINNER'S LUCK

2570	3570	4570	Informal flowering plant (no bulbs). Pot: 4"-8". Open only to first-time exhibitors in the Horticulture classes.
2572	3572	4572	Informal foliage plant (no bulbs). Pot: 4"-8". Open only to first-time exhibitors in the Horticulture classes.

CURB APPEAL COLLECTION

2610	3610	4610	A collection of three (3) or more specimens of annual plants suitable for display on a front stoop, front porch, etc., in one container. Two (2) or more varieties are required. A plant list is required (see page 33).
------	------	------	---

CHALLENGE CLASSES

In these Challenge Classes, all exhibitors start with the same plants and grow them for competition. **Only plants purchased from PHS** are eligible to be entered in these classes. Plants (\$8 each for PHS members, \$10 each for non-members) must be paid for in advance at phsonline.org/the-flower-show/participate/exhibit/plant-entries.

Challenge plants will be available for pick-up on **Saturday, September 30, from 11 am to 12:30 pm** at the Town Hall (first floor) at PHS, 100 N. 20th St., Philadelphia, PA 19103. For information about subsequent availability of plants, check the Flower Show website at phsonline.org/the-flower-show/participate/exhibit/plant-entries

Only plants paid for in advance will be reserved.

A free Challenge Class program—Optimize Growing Your Challenge Plant—will be offered from 10 to 11 am prior to the plant distribution. See page 53 for details.

Challenge plants may be entered in other classes on other entry days. For example, a foliage challenge plant could go into a different foliage class on another entry day.

2630	3630	4630	A <i>Begonia</i> , name to be announced at pick-up time.
2631	3631	4631	Novice Class. A <i>Begonia</i> , name to be announced at pick-up time.
2632	3632	4632	A <i>Coleus</i> , name to be announced at pick-up time.
2633	3633	4633	Novice Class. A <i>Coleus</i> , name to be announced at pick-up time.
2634	3634	4634	A <i>Pelargonium</i> , name to be announced at pick-up time.
2635	3635	4635	Novice Class. A <i>Pelargonium</i> , name to be announced at pick-up time.

FORCED BRANCHES

- Each entry must consist of a maximum of seven (7) branches of one variety in a single **transparent** glass container or vase (clear, pale green, or pale blue), with clear glass marbles inside or clear tape on the top to hold the branches in place.
- The “mouth” of the container must not exceed 6” in diameter; maximum height of the branches is 36” from the base of the container.
- For each entry in Forced Branches, exhibitors should provide a one-gallon jug of water dosed with the floral preservative of their choice (e.g., Floralife) for the Watering Committee to use in topping off the vases if needed. The water must be in clearly marked jugs and a sheet that identifies the specific plants that need it must be provided. Water is also available in the Horticult. Please see a Horticulture Committee chair (red apron) for assistance.
- For these classes, the branches do not need to be in the exhibitor’s possession by December 1.
- For one source of information about forcing branches, see www.chicagobotanic.org/blog/how_to/forcing_branches_bloom_indoors.

3/1	3/4	3/7	Class name/description
2650	3650	4650	Cut woody branches of winter-blooming species, timed to bloom at Show time (e.g., <i>Jasminum nudiflorum</i> , <i>Viburnum x bodnantense</i> , <i>Chimonanthus praecox</i> , <i>Prunus mume</i>). Must be hardy varieties that could bloom between December and March outdoors. No camellias.
2655	3655	4655	Cut woody branches forced into bloom out of season (varieties hardy outdoors, not normally in bloom in early March).

FRIDAY DAILY SPECIALS

Entered, passed, recorded, and staged:

Thursday, February 29 1:00-5:30 pm (note new time)

Friday, March 1 7:00-9:30 am (Post-Entry Window closes at **9:15 am**)

Removed Monday, March 4, by 7:00 am

3/1			Class name/description
2700			Fragrant flowering plant; no bulbs. Pot: 8" or under.
2705			Fragrant foliage plant; no bulbs. Pot: 8" or under.
2710			<i>Pelargonium</i> , scented. Pot: 6" or under.
2715			Any succulent plant except <i>Aloe</i> , cactus, <i>Crassula</i> , <i>Echeveria</i> , <i>Euphorbia</i> , <i>Gasteria</i> , <i>Haworthia</i> , or <i>Haworthiopsis</i> . Pot: 4" or under.
2720			Cactus grown in house or office . Pot: 6" or under.
2725			Flowering or fruiting plant grown in house or office ; no cactus or other succulent plant. Pot: 6"-10".
2730			Foliage plant grown in house or office ; no cactus or other succulent plant. Pot: 6"-12".

MONDAY DAILY SPECIALS

Entered, passed, recorded, and staged:

Monday, March 4..... 7:00-9:30 am (Post-Entry Window closes at 9:15 am)

Removed..... Thursday, March 7.....by 7:00 am

	3/4		Class name/description
	3700		Variegated foliage plant; no cactus or other succulent plant. Pot: 4" or under.
	3705		Variegated foliage plant; no cactus or other succulent plant. Pot: 4"-8".
	3710		Variegated cactus or other succulent plant. Pot: 4" or under.
	3715		Variegated cactus or other succulent plant. Pot: 4"-8".
	3720		Succulent plant other than cactus, grown in house or office . Pot: 6" or under.
	3725		Cactus or other succulent plant grown in house or office . Pot: 6"-10".
	3730		<i>Begonia</i> , flowering. Pot: 4" or under.
	3735		<i>Begonia</i> , foliage. Pot: 4" or under.

SECOND THURSDAY DAILY SPECIALS

Entered, passed, recorded, and staged:

Thursday, March 7..... 7:00-9:30 am (Post-Entry Window closes at 9:15 am)

Removed..... Sunday, March 10see note below.

Exhibitors are responsible for removing their entries on Sunday, March 10, after the public has left the Show floor (approximately 6:30 pm). **Note: All plants must be removed by 8 pm.**

		3/7	Class name/description
AROUND THE GLOBE			
		4700	Species native to New Zealand; no hybrids. Pot: 8" or under.
		4705	Species native to South America; no hybrids. Pot: 8" or under.
		4710	Plant native to Africa, including Madagascar; no succulent plants. Pot: 8" or under. For succulent plants, see 2172, 3172, 4172.
		4720	Species native to Japan, Korea, or China; no bulbs; no hybrids. Pot: 8" or under.
		4725	Bulb(s), corm(s), rhizome(s), or tuber(s) native to Japan, Korea, or China. Pot: 8" or under.
SMALL COLLECTIONS			
		4730	Parent and one offspring: A specimen plant and an offspring propagated by the exhibitor from the mature plant, to be shown together in separate pots 8" or under. Provide two (2) 4"x6" cards for each plant. Indicate the parent on the appropriate cards. State the method and date of propagation on each 4"x6" card.
		4735	Matched pair, in identical pots 6" or under. Provide two (2) 4"x6" cards for each plant.
		4740	Double Your Pleasure: Two (2) different genera within the same family, each shown in a pot 8" or under. Provide two (2) 4"x6" cards for each plant. The family must be named on the cards.

		3/7	Class name/description
		4745	A collection of three (3) different species, varieties, or cultivars of the same genus in separate pots 6" or under. No bulbs; no cactus or other succulent plants. Provide two (2) 4"x6" cards for each plant.
		4750	A collection of three (3) different species, varieties, or cultivars of the same genus of cactus or other succulent plants in separate pots 6" or under. Provide two (2) 4"x6" cards for each plant.

Optimize Growing Your Challenge Plant

Saturday, September 30

10 am – 11 am

Town Hall (first floor), PHS, 100 N. 20th St., Philadelphia, PA 19103-1495

Learn from a horticultural expert about the best practices for growing this year's Challenge Plants—a *Begonia*, a *Coleus*, and a *Pelargonium*. This is a great opportunity for new and experienced exhibitors to participate in the world's oldest horticultural event. New and prospective exhibitors are encouraged to attend.

Challenge Plant Pick-Up

11 am – 12:30 pm

Plants (\$8 each for PHS members, \$10 each for non-members) must be paid for in advance at phsonline.org/the-flower-show/participate/exhibit/plant-entries.

Challenge plants will be available for pick-up on **Saturday, September 30, from 11 am to 12:30 pm** at the Town Hall (first floor) at PHS, 100 N. 20th St., Philadelphia, PA 19103. For information about subsequent availability of plants, check the Flower Show website at phsonline.org/the-flower-show/participate/exhibit/plant-entries.

Only plants paid for in advance will be reserved.

Challenge plants may be entered in other classes on other entry days. For example, a foliage challenge plant could go into a different foliage class on another entry day.

On Saturdays, parking is available under the building on a first-come, first-served basis.

Mastering the Horticult Entry Process

Saturday, October 21, 10 am – 12 pm

Town Hall (first floor), PHS, 100 N. 20th St., Philadelphia, PA 19103-1495

Learn about what makes an award-winning plant, plus everything you need for a smooth entry process. New and prospective exhibitors are encouraged to attend.

Free, but registration is required.

To register, go to phsonline.org/the-flower-show/participate/exhibit/plant-entries.

On Saturdays, parking is available under the building on a first-come, first-served basis.

Plant Grooming 101

Saturday, January 13, 1 pm – 3 pm.

Town Hall (first floor), PHS, 100 N. 20th St., Philadelphia, PA 19103-1495

Learn from a horticultural expert how to get your plants "ready for their close-up" at the 2024 Show. Although this program is designed for new and prospective exhibitors, long-time exhibitors can pick up new tips to refresh their grooming techniques.

Free, but registration is required.

To register, go to phsonline.org/the-flower-show/participate/exhibit/plant-entries.

On Saturdays, parking is available under the building on a first-come, first-served basis.

ORCHID CLASSES

Orchid Committee

Chair..... Robert Thuener 609-922-9934 rkthuener@msn.com
 Vice Chair Barb Schmidt..... 610-597-3512 jentomsch@hotmail.com
 Advisor..... MaryAnn Denver..... 732-539-7723 mdenver6@yahoo.com

Orchids are permitted only in Orchid classes, with the exception that **foliage** orchids are permitted in Terrarium and Wardian-Style cases.

New: All Orchid classes are repeating and will be judged on each entry day.

See the entry schedule on page 32 and Horticulture information and rules beginning on page 29.

3/1	3/4	3/7	Class name/description
5000	6000	7000	<i>Cattleya</i> and Alliance species except <i>Epidendrum</i> (see 5018, 6018, 7018). Eligible for EAD.
5010	6010	7010	<i>Cattleya</i> and Alliance hybrids except <i>Epidendrum</i> (see 5018, 6018, 7018), flowers greater than 4" across. Eligible for EAD.
5012	6012	7012	<i>Cattleya</i> and Alliance hybrids except <i>Epidendrum</i> (see 5018, 6018, 7018), flowers 2½" to 4" across. Eligible for EAD.
5015	6015	7015	<i>Cattleya</i> and Alliance hybrids except <i>Epidendrum</i> (see 5018, 6018, 7018), flowers less than 2½ " across. Eligible for EAD.
5017	6017	7017	Novice Class: <i>Cattleya</i> and Alliance species and hybrids. Open only to exhibitors who have not won a Blue ribbon in the Orchid classes of the PHS Philadelphia Flower Show prior to 2024. Eligible for EAD.
5018	6018	7018	<i>Epidendrum</i> species and hybrids. Eligible for EAD.
5020	6020	7020	<i>Paphiopedilum</i> multiflora species. Eligible for EAD.
5025	6025	7025	<i>Paphiopedilum</i> single-flowered species. Eligible for EAD.
5030	6030	7030	<i>Paphiopedilum</i> multiflora hybrids. Eligible for EAD.
5040	6040	7040	<i>Paphiopedilum</i> single-flowered hybrids. Eligible for EAD.
5045	6045	7045	Novice Class: <i>Paphiopedilum</i> single-flowered or multiflora species and hybrids. Open only to exhibitors who have not won a blue ribbon in the Orchid classes of the PHS Philadelphia Flower Show prior to 2024. Eligible for EAD.
5050	6050	7050	<i>Phragmipedium</i> species and hybrids. Inconspicuous clear plastic saucers are required in this class and must be provided by the exhibitor. Eligible for EAD.
5055	6055	7055	Novice Class: <i>Phragmipedium</i> species and hybrids. Open only to exhibitors who have not won a Blue ribbon in the Orchid classes of the PHS Philadelphia Flower Show prior to 2024. Inconspicuous clear plastic saucers are required in this class and must be provided by the exhibitor. Eligible for EAD.
5060	6060	7060	<i>Phalaenopsis</i> and Alliance species. Eligible for EAD.
5070	6070	7070	<i>Phalaenopsis</i> and Alliance hybrids (flowers greater than 3" across). Eligible for EAD.
5071	6071	7071	Novice Class: <i>Phalaenopsis</i> species and hybrids (flowers greater than 3" across). Open only to exhibitors who have not won a blue ribbon in the Orchid classes of the PHS Philadelphia Flower Show prior to 2024. Eligible for EAD.
5075	6075	7075	<i>Phalaenopsis</i> and Alliance hybrids (flowers 2"-3" across). Eligible for EAD.
5076	6076	7076	Novice Class: <i>Phalaenopsis</i> species and hybrids (flowers 2"-3" across). Open only to exhibitors who have not won a Blue ribbon in the Orchid classes of the PHS Philadelphia Flower Show prior to 2024. Eligible for EAD.

3/1	3/4	3/7	Class name/description
5077	6077	7077	<i>Phalaenopsis</i> and Alliance hybrids (flowers less than 2" across). Eligible for EAD.
5078	6078	7078	Novice Class: <i>Phalaenopsis</i> species and hybrids (flowers less than 2" across). Open only to exhibitors who have not won a Blue ribbon in the Orchid classes of the PHS Philadelphia Flower Show prior to 2024. Eligible for EAD.
5079	6079	7079	Youth Class. Any blooming <i>Phalaenopsis</i> . Open only to students in 12th grade or under. Eligible for EAD.*
5080	6080	7080	<i>Vanda</i> and Alliance species and hybrids. Eligible for EAD.
5100	6100	7100	<i>Cymbidium</i> species and hybrids (flowers 3" across or greater). Eligible for EAD.
5110	6110	7110	<i>Cymbidium</i> species and hybrids (flowers less than 3" across). Eligible for EAD.
5115	6115	7115	<i>Cymbidium</i> section <i>Jensoa</i> species (e.g., <i>ensifolium</i> , <i>goeringii</i> , <i>sinense</i>). Eligible for EAD.
5120	6120	7120	<i>Dendrobium</i> species. Eligible for EAD.
5130	6130	7130	<i>Dendrobium</i> hybrids. Eligible for EAD.
5150	6150	7150	<i>Oncidium</i> and Alliance species and hybrids. Eligible for EAD.
5160	6160	7160	<i>Miltonia</i> , <i>Miltoniopsis</i> , and Alliance species and hybrids. Eligible for EAD.
5165	6165	7165	<i>Lycaste</i> species and hybrids. Eligible for EAD.
5170	6170	7170	Miniature orchids, any species and hybrids; plant at maturity not to exceed 6" in height, excluding inflorescence. No <i>Phalaenopsis</i> . Eligible for EAD.
5175	6175	7175	Any other orchid species not listed above. Eligible for EAD.
5180	6180	7180	Any other orchid hybrids not listed above. Eligible for EAD.
5182	6182	7182	Novice Class: Any other orchid species and hybrids not listed above. Open only to exhibitors who have not won a Blue ribbon in the Orchid classes of the PHS Philadelphia Flower Show prior to 2024. Eligible for EAD.
5183	6183	7183	Youth Class. Any blooming orchid except <i>Phalaenopsis</i> . Open only to students in 12th grade or under. Eligible for EAD.*
5185	6185	7185	Any blooming orchid, mounted.
5190	6190	7190	Any non-blooming orchid with interesting foliage. Eligible for EAD.
5200	6200	7200	Out on a Limb. A collection of at least three (3) plants (no cut flowers), at least one of which is a blooming orchid, in an aesthetically pleasing arrangement on a natural log/branch/bark, not exceeding 36". Other blooming plants are permitted, but orchids must predominate. In addition to two (2) 4"x6" cards, please provide one 4"x6" card with a printed plant list. Eligible for EAD.
5205	6205	7205	Orchid Terrarium. A terrarium containing an aesthetically pleasing arrangement of at least two blooming orchid plants (no cut flowers). Other non-blooming plants are permitted, but orchids must predominate. The terrarium may not exceed 20" in length, width, or height. (See Terrarium definition on page 28.) Terrariums must have clear covers. No aquariums.) In addition to two (2) 4"x6" cards, please provide one (1) 4"x6" card with a printed plant list. Eligible for EAD.

* See box on page 1 about assistance for teachers and youth-group leaders.

3/1	3/4	3/7	Class name/description
5210	6210	7210	<i>Phalaenopsis</i> in a Tea Cup. One or more <i>Phalaenopsis</i> plants (no cut flowers). Other non-blooming foliage is permitted. No artificial materials. In addition to two (2) 4"x6" cards, please provide one 4"x6" card with a printed plant list. Eligible for EAD.
5215	6215	7215	Orchids (other than <i>Phalaenopsis</i>) in a Tea Cup. One or more non- <i>Phalaenopsis</i> orchid plants (no cut flowers). Other non-blooming foliage is permitted. No artificial materials. In addition to two 4"x6" cards, please provide one 4"x6" card with a printed plant list. Eligible for EAD.

HORTICULTURE ENTRY AND AWARD POINTS

Points are awarded for entries and awards in all Competitive Classes. At the end of the Show, sweepstakes awards go to exhibitors and organizations accumulating the most points in a specific area of the Show (e.g., Horticulture) or in all categories (grand sweepstakes). Clubs and organizations receive points based on their club entries plus points earned by their members.

Horticulture and Orchid Classes Points

	1 plant per container	Small Collection: 3 or more plants
First place (Blue ribbon)	12	15
Second place (Red ribbon)	07	10
Third place (Yellow ribbon)	05	07
Honorable Mention (White ribbon)	03	05
Pre-entry (each judging day)	01	02
Second Thursday pre-entry	additional 01	additional 01
Second Thursday post-entry	01	01

The extra entry points on Second Thursday, including for post-entries, are an incentive to exhibitors to keep the Horticult court full and fresh for the second weekend of the Show. Additional points are given for special awards listed on pages 57-61. A copy of the current Points and Awards list will be available from fsguide@pennhort.org after February 1, 2024.

Exhibitors (individuals or clubs/organizations) may request "report card" printouts summarizing their entries, awards, and points. Email requests to fsguide@pennhort.org. Exhibitors can also print out their own report cards from the My Scores tab in their FSDB accounts.

HORTICOURT VOLUNTEERS NEEDED

Would you like to become involved behind the scenes in the Horticult court? Many volunteer opportunities are available. To find more information about these roles and to sign up for shifts, please visit pennhort.org/volunteerhub.com/

- **Recorders**—Help exhibitors enter plants and keep track of entries. **Some iPad experience is helpful but not required.**
- **Stagers**—Place individual entries into display areas. Handle plants that are often fragile and/or in heavy pots and placing them in difficult positions (e.g., maneuvering around/between plants already situated or up on high shelves).
- **Runners**—Carry entry cards to the Typing Booth and run errands on the Show floor.
- **Exhibitor Aides**—Assist exhibitors with unloading and transporting their plants.
- **Horticulture Clerks and Barrier Aides**—Clerks accompany judging teams and record comments. Barrier Aides secure active judging areas.
- **Points & Computer Support**—Print and update entry cards; enter award information; type judges' comments; proofread judging results.

2024 FLOWER SHOW AWARDS

MAJOR EXHIBITORS

FEATURE AWARDS

1. **The PHS Philadelphia Flower Show Cup**—Best in Show award, for the highest-scoring Landscape major exhibit in the Show.
1. **The PHS Philadelphia Flower Show Cup**—Best in Show award, for the highest-scoring Floral major exhibit in the Show.
4. **The PHS Philadelphia Flower Show Silver Trophy**—for the Landscape major exhibit receiving the second-highest number of points.
4. **The PHS Philadelphia Flower Show Silver Trophy**—for the Floral major exhibit receiving the second-highest number of points.
5. **The Alfred M. Campbell Memorial Trophy**—for the Educational major exhibit that demonstrates the most successful use of a variety of plants in a unique fashion.
6. **The Mayor's Trophy**—for the Floral major exhibit that demonstrates the most innovative or unique design or use of plants or products.
7. **The Governor's Trophy**—for the Landscape major exhibit that demonstrates the most innovative or unique design.
8. **The Philadelphia Trophy**—for the Landscape major exhibit that demonstrates the best use of color.
9. **The PHS Council Trophy**—for the Landscape major exhibit with the most accomplished display of forced plants.
11. **Anne Vallery Award**—Awarded to the Major Exhibit that uses its intent to take a vibrant and strong stance on an issue—environmental, humanitarian, etc.—and encourages the viewer to be introspective about the topic.
14. **Chicago Horticultural Society Flower Show Medal**—to an Educational exhibit showing outstanding horticultural skill and knowledge in a nationally recognized flower show.
16. **Massachusetts Horticultural Society Gold Medal**—to the Plant and Garden Society exhibit demonstrating the best use of design.
22. **The Phyllis M. Craig Award**—to the Floral major exhibit demonstrating the best use of color in flowering and/or foliage plants in an innovative or unique design.
82. **PHS Sustainability Award**—for the Educational major exhibit demonstrating the best use of sustainable gardening practices to the public.

PHS MEDALS

Judging criteria include quality of design, horticulture, plantsmanship, and visitor experience.

101. **PHS Gold Medal**—for major exhibits receiving 90-100 points.
102. **PHS Silver Medal**—for major exhibits receiving 80-89 points.
103. **PHS Bronze Medal**—for major exhibits receiving 65-79 points.

SPECIAL PANEL AWARDS

15. **The Pennsylvania Landscape and Nursery Association Trophies**—showing the most effective use of plants and best use of design in the Landscape and Educational categories.
17. **The American Horticultural Society Environmental Award**—for an exhibit of horticultural excellence that best demonstrates the bond between horticulture and the environment and inspires the viewer to beautify home and community through skillful design and appropriate plant material.
18. **The Bulkeley Medal of The Garden Club of America**—for a special exhibit in the field of horticulture, botany, or conservation. The exhibit of exceptional educational merit increases the knowledge and awareness of the viewing public. It is the exhibit that best combines an important message with the ability to convey that message to the public.

19. **Special Achievement Awards of the Garden Club Federation of Pennsylvania**—awarded, if merited, to exhibits of unusual excellence (1,000 square feet and over, and under 1,000 square feet) in the categories of Conservation, Education, Horticulture, and Creativity.
20. **Men’s Garden Club of Delaware Valley Award**—to a garden containing plants suited to the Delaware Valley, in a setting that can primarily be maintained by one person.
21. **Society of American Florists Flower Show Award**—for artistic presentation of flowers and plants for public enjoyment in the Floral category.
27. **The Emile H. Geschick Memorial Award**—for distinctive orchid display, to be judged for quality and artistic arrangement in either group or individual specimens.
28. **American Orchid Society Show Trophy**—for the most meritorious orchid exhibit.
29. **American Orchid Society Show Awards**—presented, if merited.
80. **The PHS Gold Medal Award**—for the best use of PHS Gold Medal plants in a major exhibit.
85. **The Kate & Robert Bartlett Award**—for the best use of trees in a **Landscape**.
93. **PHS Gardening for the Greater Good Award**—for the exhibit that best exemplifies PHS’s mission to activate horticulture and gardening as a force for the “greater good” by advancing the health and well-being of people and their environments. Awarded for Landscape, Floral, Educational, and Design.

DESIGN CLASSES AWARDS

10. **Penn Valley Garden Club Trophy**—to the outstanding Blue-ribbon winner in the Garden Room classes (160-160A).
13. **PHS Awards**—for daily maintenance and condition in Miniature Settings (135-136), Arbors (137-137A), Store Windows (156-156A), Garden Rooms (160-160A), Tablescales (161-161A), and Garden Gates (165-165A).
50. **PHS Award**—to the outstanding Blue-ribbon winner in the Miniature Settings classes (135 & 136).
51. **PHS Award**—to the outstanding Blue-ribbon winner in the Tablescale classes (161-161A).
53. **PHS Award**—to the outstanding Blue-ribbon winner in the Garden Gate classes (165-165A).
54. **PHS Award**—to the outstanding Blue-ribbon winner in the Store Windows classes (156-156A).
61. **PHS Award**—to the outstanding Blue-ribbon winner in the Arbor classes (137-137A). Awarded Wednesday.
62. **PHS Award**—to the outstanding Blue-ribbon winner in the Front Stoop classes (167 & 168). Awarded Wednesday.
98. **Gail H. Lipman Outstanding Blue-Ribbon Award** at the Philadelphia Flower Show for the best use of containers by a winner in the Design classes.

HORTICULTURE CLASSES AWARDS

24. **PHS Ribbon**—presented on each judging day, if merited, to the highest scoring Blue-ribbon entry of one variety in the Horticulture classes.
- 24A. **PHS Ribbon**—presented on each judging day, if merited, to the second-highest scoring Blue-ribbon entry of one variety in the Horticulture classes.
25. **PHS Ribbon**—presented on each judging day, if merited, to the highest scoring Blue-ribbon entry having two or more varieties.
- 25A. **PHS Ribbon**—presented on each judging day, if merited, to the second highest scoring Blue-ribbon entry having two or more varieties.
26. **PHS Orchid Award**—presented each judging day for the outstanding Blue-ribbon winner in the Orchid classes.
- 26A. **PHS Orchid Ribbon**— presented each judging day for the second-highest scoring Blue-ribbon winner in the Orchid classes.

- 26B. **Walter M. Off Award**—presented on the last judging day, if merited, for the best species orchid.
- 26C. **Lois and James Duffin Award**—presented on the last judging day, if merited, for the best hybrid orchid.
- 26D. **PHS Novice Orchid Award**—presented on the last judging day, if merited, for the outstanding Blue-ribbon winner in the Novice Orchid classes.
30. **Philadelphia Unit of The Herb Society of America, Inc., Awards**—for an outstanding use of herbs or an individual specimen herb. A total of nine (9) ribbons may be awarded.
31. **North American Rock Garden Society Delaware Valley Chapter Doretta Klaber Award**—for the outstanding entry encompassing all Rock Garden classes over the course of the Show.
32. **North American Rock Garden Society Delaware Valley Chapter Ribbons**—presented, if merited, to outstanding entries in the Rock Garden and Miniature Conifer classes. Four (4) ribbons per day may be awarded.
33. **Delaware Valley Daffodil Society Ribbons**—for the outstanding Blue-ribbon winners in the *Narcissus* classes. One (1) ribbon per judging day may be awarded.
34. **PHS Ribbons**—for the outstanding Blue-ribbon winner in the bulb section, other than *Narcissus* classes. One (1) ribbon per judging day may be awarded.
35. **American Primrose Society Award, Doretta Klaber Chapter Ribbons**—for the best *Primula* in the Horticulture section. Two (2) ribbons per judging day may be awarded.
36. **Far Out Cactus Award**—for the outstanding Blue-ribbon winner in any cactus or succulent class.
37. **Meadowbrook Farm Indoor Gardening Trophy**—to the outstanding Blue-ribbon winner in the Terrarium and Wardian-Style Cases classes.
38. **The Edith Wilder Scott Award**—given by the Four Counties Garden Club for the outstanding Blue-ribbon winner in the Horticulture classes.
39. **Philadelphia Cactus & Succulent Society Ribbons**—presented, if merited, to outstanding cactus or other succulent entries in any class among the Horticulture classes of the Show. Four (4) ribbons per judging day may be awarded.
40. **The Susie Walker Award**—given by the Wissahickon Garden Club for the outstanding Blue-ribbon winner in the *Begonia* classes on each Horticulture judging day.
41. **The Garden Club of America Certificate of Excellence in Horticulture**—awarded to an exhibit of great distinction in a competitive horticulture class. The exhibit must have placed first, second, or third. A specific plant may receive the award only once and will no longer be eligible for this award in subsequent Shows. (The exhibitor may win the award later with a different plant.) Awarded in odd years (next awarded in **2025**).
42. **The Gesneriad Society Liberty Bell Chapter Ribbon**—presented, if merited, to the outstanding flowering gesneriad entries in the Horticulture classes. Awarded Friday, Monday, and Thursday; two (2) ribbons per day may be awarded.
43. **The Gesneriad Society Liberty Bell Chapter Ribbon**—presented, if merited, to the outstanding grown-for-foilage gesneriad entries in the Horticulture classes. Two (2) ribbons per judging day may be awarded.
68. **The American Ivy Society Ribbons**—presented, if merited, for the outstanding ivy entry. One (1) ribbon per judging day may be awarded.
86. **National Garden Clubs, Inc. Medal for Horticulture**—Awarded, if merited to the horticultural exhibit judged by a NGC, Inc. panel to be the finest in a major non-standard flower show. Must score 95 points or more. Awarded in even years.
88. **The Gerald S. Barad Award**—given by the Philadelphia Cactus & Succulent Society for the outstanding Blue-ribbon winner in the cactus and succulent classes on each Horticulture judging day.
89. **The Indoor Plant Society Ribbon**—presented, if merited, to the outstanding entry in a “grown in house or office” category. Two (2) ribbons per judging day may be awarded.

91. **The Delaware Valley Branch, American Begonia Society Ribbon**—presented, if merited, to the outstanding flowering *Begonia* entries in the Horticulture classes. Two (2) ribbons per judging day may be awarded.
92. **The Delaware Valley Branch, American Begonia Society Ribbon**—presented, if merited, to the outstanding foliage *Begonia* entries in the Horticulture classes. Two (2) ribbons per judging day may be awarded.
99. **Kizzie Lou Fann Vance Award**, for the outstanding Blue-ribbon winner in the Novice Horticulture and Orchid classes at the PHS Philadelphia Flower Show.

ARTISTIC CLASSES AWARDS

44. **The Garden Club of America Certificate of Excellence in Floral Design**—for an exhibit of great distinction in a competitive class at a major flower show. The entry must have placed first, second, or third. Awarded in even years to an exhibit in the Artistic section.
45. **Blue and Gold Ribbon of the Garden Club Federation of Pennsylvania**—presented each judging day to the highest scoring Blue-ribbon winner in the Small Niche, Medium Backed Pedestal, and Large Backed Pedestal classes scoring 95 or more points.
46. **Blue and Gold Ribbon of the Garden Club Federation of Pennsylvania**—presented each judging day to the highest scoring Blue-ribbon winner in the Miniature Arrangement classes scoring 95 or more points.
47. **Blue and Gold Ribbon of the Garden Club Federation of Pennsylvania**—presented each judging day to the highest scoring Blue-ribbon winner in the Galleria, Open Platform, and Backed Platform classes scoring 95 or more points.
48. **PHS Award**—to the outstanding Blue-ribbon winner in the Miniature Arrangement classes.
49. **PHS Award**—to the outstanding Blue-ribbon winner in the Pressed Plant Material classes.
- 49A. **PHS Award**—to the outstanding Blue-ribbon winner in the Pressed Plant Material classes—Youth classes.
52. **PHS Award**—to the outstanding Blue-ribbon exhibit of the week in the Backed Platform classes.
55. **PHS Award**—to the outstanding Blue-ribbon exhibit of the week in the Galleria classes.
56. **Nancy Reid Clausen Award** donated by the Chestnut Hill Garden Club—to the outstanding Blue-ribbon exhibit of the week in the Medium Backed Pedestal classes.
57. **Carolyn Waite Award** presented by the Huntingdon Valley Garden Club—to the outstanding Blue-ribbon exhibit of the week in the Small Niche classes.
59. **The Helen Hope Dechert Award**—presented by The Planters to the outstanding Blue-ribbon exhibit of the week in the Small Niche and Medium Backed Pedestal classes.
63. **PHS Award**—to the outstanding Blue-ribbon exhibit in the Botanical Arts classes.
64. **PHS Award**—to the outstanding Blue-ribbon exhibit in the Photography classes.
65. **PHS Award**—to the outstanding Blue-ribbon exhibit of the week in the Open Platform classes.
66. **PHS Award**—to the outstanding Blue-ribbon exhibit of the week in the Large Backed Pedestal classes.
87. **National Garden Clubs, Inc. Medal for Design**—Awarded, if merited, to the design exhibit judged by a NGC, Inc. panel to be the finest in a major, non-standard flower show. Must score 95 points or more. Eligible classes: Miniature Arrangements, Open Platform, Small Niche, Medium Backed Pedestal, Large Backed Pedestal, Backed Platform, and Galleria. Awarded in odd years (next awarded in 2025).
95. **The Garden Club of America Certificate of Excellence in Photography**—for an exhibit of great distinction in a competitive class at a major flower show. The entry must have placed first, second, or third. Awarded annually to an exhibit in the Photography division.
97. **The Garden Club of America Certificate of Excellence in Botanical Arts**—for an exhibit of great distinction in a competitive class at a major flower show. The entry must have placed first, second, or third. Awarded annually to an exhibit in the Botanical Arts division.

SWEEPSTAKES AWARDS

70. **The Hamilton Greenhouse Award**—for the runner-up in the individual Horticulture classes Sweepstakes.
71. **Mrs. Lamot du Pont Copeland Horticultural Sweepstakes Trophy**—for the individual accumulating the greatest number of points in the Horticulture classes.
72. **PHS Award**—for the garden club or horticultural organization accumulating the greatest number of points in the Horticulture classes. A minimum of three (3) members must enter.
73. **Sarah C. Z. Groome Award**—to the individual accumulating the greatest number of points in the following Artistic classes: Open Platform, Large Backed Pedestal, Galleria, Small Niche, Medium Backed Pedestal, Backed Platform, Miniature Arrangements, Botanical Arts, and Pressed Plant Material. The winner must have a minimum of three (3) Artistic entries and must have entered two or more Artistic categories.
74. **Rosemarie P. Vassalluzzo Artistic Sweepstakes Trophy**—presented by the Four Lanes End Garden Club to the garden club or horticultural organization accumulating the greatest number of points in the Artistic Section. A minimum of three (3) members must enter and must have entered two or more Artistic categories.
75. **Margaret Buckley Zantzinger Award**—for the garden club accumulating the greatest number of points in all competitive sections of the PHS Philadelphia Flower Show. A minimum of three (3) members must exhibit in Artistic classes in two (2) or more Artistic categories and a minimum of three members must exhibit in Horticulture classes.
76. **The PHS Grand Sweepstakes Trophy**, donated by Mrs. Henry W. Breyer, Jr.—to the individual accumulating the greatest number of points in all competitive sections of the Show. A minimum of three (3) entries in Artistic classes (in two or more Artistic categories) and a minimum of three (3) entries in Horticulture classes is required.



100 N. 20th Street
Philadelphia, PA 19103-1495
PHSONline.org



Philadelphia PHS Flower Show.

2024 Exhibitor's Guide:

- Awards
- Classes
- Rules/Guidelines
- Schedules