






































































| <b>BENEFITS FOR 1827 SOCIETY MEMBERS</b>  | FOUNDING MEMBER   | PATRON  | PRESIDENT'S CIRCLE  | BALLARD CIRCLE  |
|--|---|---|---|---|
|  | \$1,827 - \$4,999   | \$5,000 - \$9,999   | \$10,000 - \$29,999   | \$30,000+   |
| 10% discount on four (4) Adult PHS Flower Show tickets <i>(valid for public hours only)</i>                                |    |    |    |    |
| Subscription to <i>GROW</i> , our award-winning quarterly magazine   |    |    |    |    |
| Discount on educational programs   |    |    |    |    |
| Invitations to special Member-only programs and garden visits  |    |    |    |    |
| Participation in the <u>Subaru VIP Program</u> <i>(certain conditions may apply)</i>                                       |    |    |    |    |
| Access to Members' Annual Plant Dividend   |    |    |    |    |
| Discounts at garden centers, nurseries, & more   |    |    |    |    |
| Gardening advice through Ask PHS   |    |    |    |    |
| Member circulating privileges, including e-books, at the PHS McLean Library  |    |    |    |    |
| Complimentary Adult tickets to PHS Flower Show <i>(valid for one-time use during Members' Preview or public hours)</i>     | 10 tickets  | 12 tickets  | 16 tickets  | 20 tickets  |
| Complimentary admission to educational programs/events with registration fee ≤\$35   | 4 tickets   | 8 tickets   | unlimited   | unlimited   |
| Early registration for Members' Annual Plant Dividend  |    |    |    |    |
| Participation in the American Horticultural Society's Reciprocal Admissions Program  |  |  |  |  |
| Flower Show "Behind the Scenes" Tour for two (2)   |  |  |  |  |
| Recognition in the PHS Annual Report   |  |  |  |  |
| Invitation to an exclusive 1827 Society event  |  |  |  |  |
| Invitations to 1827 Society receptions, lectures, events and tours   |  |  |  |  |
| Access to exclusive domestic and international travel experiences  |  |  |  |  |
| Complimentary PHS party tickets (events with fees of \$150 per ticket or less)   |   | 2 tickets   | 2 tickets   | 2 tickets   |
| VIP Badge for Exhibitor Access to The Flower Show  |   |   |  |  |
| Complimentary access to all educational programs   |   |   |  |  |
| Complimentary PHS Flower Show Preview Party tickets  |   |   |   | 2 tickets   |
| Part of your donation is tax-deductible, ensuring we can continue gardening for the greater good                           | Maximum of \$470 is not tax-deductible  | Maximum of \$860 is not tax-deductible  | Maximum of \$1,040 is not tax-deductible  | Maximum of \$1,820 is not tax-deductible  |